



**British Short Track Speed Skating Championships**

**Ice Sheffield**

**7th & 8th January 2023**



# **OFFICIAL RESULTS**

**British Short Track Speed Skating Championships**

**Ice Sheffield**

**7th & 8th January 2023**



# British Short Track Speed Skating Championships

Ice Sheffield

7th & 8th January 2023



## Officials

---

|                        |                     |
|------------------------|---------------------|
| Organizing Committee   |                     |
| BIS Event Co-ordinator | Kirstie ROBINSON    |
| BIS Event Co-ordinator | Andrew HIBBERD      |
| Technical Adviser      | Pete WORTH          |
| Officials Co-ordinator | Tina NOBLE          |
| Registration           | Tina NOBLE          |
| Chief Officials        |                     |
| Referee                | Peter WORTH         |
| Assistant Referee      | Hew WILLIAMS        |
| Assistant Referee      | Paul CONNAGHTON     |
| Assistant Referee      | Margaret SUKKIENNIK |
| Starter                | Jon COLLINS         |
| Starter                | Gideon VELDSMAN     |
| Assistant Starter      | Sharon DAVID        |
| Competitors' Steward   | Andi THORNTON       |
| Officials              |                     |
| Photo Finish           | Martin HOLTOM       |
| Photo Finish           | Andy BAKER          |
| Photo Finish           | Dave ROSS-WADDELL   |
| Chief Line Judge       | Carol GALLON        |
| Chief Time Keeper      | Jean IVESON         |
| Time Keeper            | Adele VELDSMAN      |
| Time Keeper            | Steve GARDENER      |
| Time Keeper            | S SMITH             |
| Official Photographer  | Martin HOLTOM       |
| Volunteers             |                     |
| Announcer              | Vicky CAMPION       |
| Announcer              | Kate ROSS-WADDELL   |
| Lap Board              | Paul IVESON         |
| Lap Board              | Rob RAIZADA         |
| Heat Box Steward       | Peter CARR          |
| Heat Box Steward       | Frankie HUMBER      |
| Track Steward          | Elise CHRISTIE      |
| Track Steward          | Solomon PREMPEH     |
| Track Steward          | Alex COLLINS        |
| Program Distribution   | Olivia HUMBER       |
| Guest Photographer     | John ROWLEY         |
| First Aid              | St. Johns Ambulance |

Official Programme

January 7, 2023

|       |                           |              |                 |         |
|-------|---------------------------|--------------|-----------------|---------|
| 10:30 | <i>Pads On</i>            |              |                 |         |
| 10:45 | <i>Ice Res (Full)</i>     |              |                 |         |
| 11:00 | <i>Warm Up 1</i>          |              |                 |         |
| 11:05 | <i>Warm Up 2</i>          |              |                 |         |
| 11:10 | <i>Warm Up 3</i>          |              |                 |         |
| 11:15 | <i>Open Ceremony</i>      |              |                 |         |
| 11:25 | <i>Ice Res (Track)</i>    |              |                 |         |
| 11:40 | Junior C Girls            | 1000 metre   | Semi Final      | 1 - 2   |
|       | Masters                   | 1000 metre   | Semi Final      | 3 - 4   |
|       | Junior Boys               | 1500 metre   | Semi Final      | 5 - 6   |
|       | <i>Ice Res (Track)</i>    |              |                 |         |
| 12:21 | Junior E                  | 500 metre    | Final           | 7       |
|       | Junior D                  | 777 metre    | Final           | 8       |
|       | Junior C Girls            | 1000 metre   | Final           | 9 - 10  |
|       | Junior C Boys             | 1000 metre   | Final           | 11      |
|       | Masters                   | 1000 metre   | Final           | 12 - 13 |
|       | Junior Boys               | 1500 metre   | Final           | 14 - 15 |
|       | Women Junior Girls        | 1500 metre   | Final           | 16      |
|       | <i>Medals Ice</i>         |              |                 |         |
| 13:08 | Men                       | 1500 metre   | Final           | 17      |
|       | <i>Medals Ice</i>         |              |                 |         |
| 13:16 | <i>Ice Full &amp; Brk</i> |              |                 |         |
| 13:50 | Junior E                  | 222 metre    | Semi Final      | 18 - 19 |
|       | Junior D                  | 333 metre    | Semi Final      | 20 - 21 |
|       | Junior C Girls            | 500 metre    | Semi Final      | 22 - 23 |
|       | Masters                   | 500 metre    | Semi Final      | 24 - 25 |
|       | Junior Boys               | 500 metre    | Semi Final      | 26 - 28 |
|       | Women Junior Girls        | 500 metre    | Semi Final      | 29 - 30 |
|       | Men                       | 500 metre    | Semi Final      | 31 - 32 |
|       | <i>Ice Res (Track)</i>    |              |                 |         |
| 14:49 | Junior E                  | 222 metre    | Final           | 33 - 34 |
|       | Junior D                  | 333 metre    | Final           | 35 - 36 |
|       | Junior C Girls            | 500 metre    | Final           | 37 - 38 |
|       | Junior C Boys             | 500 metre    | Final           | 39      |
|       | Masters                   | 500 metre    | Final           | 40 - 41 |
|       | Junior Boys               | 500 metre    | Final           | 42 - 44 |
|       | Women Junior Girls        | 500 metre    | Final           | 45 - 46 |
|       | <i>Medals Ice</i>         |              |                 |         |
| 15:37 | Men                       | 500 metre    | Final           | 47 - 48 |
|       | <i>Medals Ice</i>         |              |                 |         |
| 15:46 | <i>Ice Res (Full)</i>     |              |                 |         |
| 16:01 | Fun D & E                 | 333 metre    | Staggered Start | 49 - 51 |
|       | Relay                     | 3000 m Relay | Semi Final      | 52 - 53 |
|       | FunC                      | 333 metre    | Final           | 54      |
|       | <i>Pads Off</i>           |              |                 |         |
| 16:46 | <i>End of Day 1</i>       |              |                 |         |

## Official Programme

January 8, 2023

|       |                        |              |            |         |
|-------|------------------------|--------------|------------|---------|
| 08:30 | <i>Pads On</i>         |              |            |         |
| 08:45 | <i>Ice Res (Full)</i>  |              |            |         |
| 09:00 | <i>Warm Up 1</i>       |              |            |         |
| 09:05 | <i>Warm Up 2</i>       |              |            |         |
| 09:10 | <i>Warm Up 3</i>       |              |            |         |
| 09:15 | Junior D               | 500 metre    | Semi Final | 55 - 56 |
|       | Masters                | 777 metre    | Semi Final | 57 - 58 |
|       | <i>Ice Res (Track)</i> |              |            |         |
| 09:43 | Junior D               | 500 metre    | Final      | 59 - 60 |
|       | Junior C Girls         | 777 metre    | Semi Final | 61 - 62 |
|       | Masters                | 777 metre    | Final      | 63 - 64 |
|       | Junior Boys            | 1000 metre   | Semi Final | 65 - 67 |
|       | Women Junior Girls     | 1000 metre   | Final      | 68      |
|       | <i>Medals Ice</i>      |              |            |         |
| 10:24 | Men                    | 1000 metre   | Semi Final | 69 - 70 |
|       | <i>Ice Res (Full)</i>  |              |            |         |
| 10:47 | <i>Break</i>           |              |            |         |
| 11:07 | Junior E               | 333 metre    | Final      | 71      |
|       | Junior D Girls         | 500 metre    | Final      | 72      |
|       | Junior D Boys          | 500 metre    | Final      | 73      |
|       | Junior C Girls         | 777 metre    | Final      | 74 - 75 |
|       | Junior C Boys          | 777 metre    | Final      | 76      |
|       | Master under 50        | 777 metre    | Final      | 77      |
|       | Master 50 plus         | 777 metre    | Final      | 78      |
|       | Junior Girls           | 1000 metre   | Final      | 79      |
|       | Junior Boys            | 1000 metre   | Final      | 80 - 82 |
|       | Women                  | 1000 metre   | Final      | 83      |
|       | Men                    | 1000 metre   | Final      | 84 - 85 |
|       | <i>Medals Ice</i>      |              |            |         |
| 12:08 | Fun races E            | 333 metre    | Handicap   | 86      |
|       | <i>Ice Res (Full)</i>  |              |            |         |
| 12:26 | Fun races E            | 333 metre    | Train      | 87      |
|       | Relay                  | 3000 m Relay | Final      | 88      |
|       | Relay                  | 5000 m Relay | Final      | 89      |
|       | <i>Pads Off</i>        |              |            |         |
| 13:03 | <i>Presentation Al</i> |              |            |         |
| 13:33 | <i>End of Day 2</i>    |              |            |         |

**Results**

| Junior R  | E R        | Fin      | Nr         | 222 metre Name         | Semi Final | Group 1 Team | County | NT | Time          | Pnts      | Q | Remark |
|-----------|------------|----------|------------|------------------------|------------|--------------|--------|----|---------------|-----------|---|--------|
| 18        | 1/2        | 1        | 222        | Zayyah WRIGHT          |            | ALD          | ---    |    | 54.699        |           |   |        |
|           |            | 2        | 128        | Woody WILKINSON        |            | NOT          | ---    |    | 58.490        |           |   |        |
|           |            | 3        | 185        | Ronan HEARN            |            | MOH          | ---    |    | 0.000         |           |   | NT     |
| 19        | 2/2        | 1        | 276        | Arran MURRAY           |            | NOT          | ---    |    | 28.954        |           |   |        |
|           |            | 2        | 126        | Logan HOPPER           |            | AYR          | ---    |    | 31.964        |           |   |        |
|           |            | 3        | 121        | Emmeline FRANCIS       |            | NOT          | ---    |    | 34.357        |           |   |        |
| Junior R  | E R        | Fin      | Nr         | 222 metre Name         | Final      | Group 2 Team | County | NT | Time          | Pnts      | Q | Remark |
| 33        | 1/1        | 1        | 185        | Ronan HEARN            |            | MOH          | ---    |    | 32.030        | 5         |   |        |
|           |            | 2        | 121        | Emmeline FRANCIS       |            | NOT          | ---    |    | 34.212        | 3         |   |        |
| Junior R  | E R        | Fin      | Nr         | 222 metre Name         | Final      | Group 1 Team | County | NT | Time          | Pnts      | Q | Remark |
| <b>34</b> | <b>1/1</b> | <b>1</b> | <b>276</b> | <b>Arran MURRAY</b>    |            | <b>NOT</b>   | ---    |    | <b>28.045</b> | <b>34</b> |   |        |
|           |            | <b>2</b> | <b>222</b> | <b>Zayyah WRIGHT</b>   |            | <b>ALD</b>   | ---    |    | <b>29.936</b> | <b>21</b> |   |        |
|           |            | <b>3</b> | <b>126</b> | <b>Logan HOPPER</b>    |            | <b>AYR</b>   | ---    |    | <b>32.860</b> | <b>13</b> |   |        |
|           |            | <b>4</b> | <b>128</b> | <b>Woody WILKINSON</b> |            | <b>NOT</b>   | ---    |    | <b>35.387</b> | <b>8</b>  |   |        |

**Distance Classification 222 metre Junior E**

| Final -                    | Fin      | Time   |
|----------------------------|----------|--------|
| 1 276 Arran MURRAY NOT     | 1 34 1-1 | 28.045 |
| 2 222 Zayyah WRIGHT ALD    | 2 21 1-2 | 29.936 |
| 3 126 Logan HOPPER AYR     | 3 13 2-3 | 31.964 |
| 4 128 Woody WILKINSON NOT  | 4 8 2-4  | 35.387 |
| Final -                    | Fin      | Time   |
| 5 185 Ronan HEARN MOH      | 1 5 3-1  | 32.030 |
| 6 121 Emmeline FRANCIS NOT | 2 3 3-2  | 34.212 |

**Results**

| Junior R  | E R        | Fin      | Nr         | 333 metre Name          | Final | Group 1 Team | County | NT | Time            | Pnts      | Q | Remark |
|-----------|------------|----------|------------|-------------------------|-------|--------------|--------|----|-----------------|-----------|---|--------|
| <b>71</b> | <b>1/1</b> | <b>1</b> | <b>276</b> | <b>Arran MURRAY</b>     |       | <b>NOT</b>   | ---    |    | <b>39.781</b>   | <b>34</b> |   |        |
|           |            | <b>2</b> | <b>222</b> | <b>Zayyah WRIGHT</b>    |       | <b>ALD</b>   | ---    |    | <b>45.710</b>   | <b>21</b> |   |        |
|           |            | <b>3</b> | <b>126</b> | <b>Logan HOPPER</b>     |       | <b>AYR</b>   | ---    |    | <b>45.876</b>   | <b>13</b> |   |        |
|           |            | <b>4</b> | <b>121</b> | <b>Emmeline FRANCIS</b> |       | <b>NOT</b>   | ---    |    | <b>49.111</b>   | <b>8</b>  |   |        |
|           |            | <b>5</b> | <b>185</b> | <b>Ronan HEARN</b>      |       | <b>MOH</b>   | ---    |    | <b>54.110</b>   | <b>5</b>  |   |        |
|           |            | <b>6</b> | <b>128</b> | <b>Woody WILKINSON</b>  |       | <b>NOT</b>   | ---    |    | <b>1:00.110</b> | <b>3</b>  |   |        |

**Distance Classification 333 metre Junior E**

| Handicap -                 | Fin    | Time   |
|----------------------------|--------|--------|
| 1 276 Arran MURRAY NOT     | 1 34 1 | 39.781 |
| 2 121 Emmeline FRANCIS NOT | 1 8 4  | 39.890 |
| 3 185 Ronan HEARN MOH      | 3 5 5  | 41.305 |
| 4 222 Zayyah WRIGHT ALD    | 4 21 2 | 45.710 |
| 5 128 Woody WILKINSON NOT  | 5 3 6  | 43.270 |
| 6 126 Logan HOPPER AYR     | 6 13 3 | 43.304 |



# British Short Track Speed Skating Championships

Ice Sheffield

7th & 8th January 2023



## Overall Classification Junior E

|   |     |                  |     | FP  | CDR |       | Time     |
|---|-----|------------------|-----|-----|-----|-------|----------|
| 1 | 276 | Arran MURRAY     | NOT | 102 | 3   | 1-1-1 | 1:02.101 |
| 2 | 222 | Zayyah WRIGHT    | ALD | 63  | 8   | 2-2-4 | 1:02.949 |
| 3 | 126 | Logan HOPPER     | AYR | 34  | 13  | 4-3-6 | 1:21.086 |
| 4 | 185 | Ronan HEARN      | MOH | 23  | 11  | 3-5-3 | 1:07.027 |
| 5 | 121 | Emmeline FRANCIS | NOT | 16  | 13  | 5-6-2 | 0.000    |
| 6 | 128 | Woody WILKINSON  | NOT | 16  | 14  | 5-4-5 | 0.000    |

## List of Competitors

### Junior D

|     |             |         |     |     |
|-----|-------------|---------|-----|-----|
| 151 | FLANAGAN    | Ava     | ALT | --- |
| 195 | BURRIDGE    | Tuesday | ALD | --- |
| 204 | ROUSSEAU    | Isla    | AYR | --- |
| 227 | FIELDS      | Ben     | SHF | --- |
| 229 | MOSZCZYNSKI | David   | NOT | --- |
| 233 | TROWBRIDGE  | Daniel  | ALD | --- |
| 261 | GRAY-BUFFEY | Cohen   | SHF | --- |

## QUALIFYING

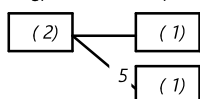
**Junior D**                      **777**                      (**0 competitors**)

F

(1)

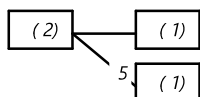
**Junior D**                      **333**                      (**0 competitors**)

SF



**Junior D**                      **500**                      (**0 competitors**)

SF



## Results

| Junior D | R   | R | Fin | Nr                | 333 metre Name | Semi Final | Group 1 Team | County | NT | Time   | Pnts | Q | Remark |
|----------|-----|---|-----|-------------------|----------------|------------|--------------|--------|----|--------|------|---|--------|
| 20       | 1/2 | 1 | 233 | Daniel TROWBRIDGE | ALD            | ---        |              |        |    | 35.471 |      |   |        |
|          |     | 2 | 229 | David MOSZCZYNSKI | NOT            | ---        |              |        |    | 37.876 |      |   |        |
|          |     | 3 | 204 | Isla ROUSSEAU     | AYR            | ---        |              |        |    | 44.363 |      |   |        |
|          |     | 4 | 195 | Tuesday BURRIDGE  | ALD            | ---        |              |        |    | 44.822 |      |   |        |
| 21       | 2/2 | 1 | 261 | Cohen GRAY-BUFFEY | SHF            | ---        |              |        |    | 35.369 |      |   |        |
|          |     | 2 | 227 | Ben FIELDS        | SHF            | ---        |              |        |    | 41.534 |      |   |        |
|          |     | 3 | 151 | Ava FLANAGAN      | ALT            | ---        |              |        |    | 41.582 |      |   |        |
| Junior D | R   | R | Fin | Nr                | 333 metre Name | Final      | Group 2 Team | County | NT | Time   | Pnts | Q | Remark |
| 35       | 1/1 | 1 | 204 | Isla ROUSSEAU     | AYR            | ---        |              |        |    | 44.418 | 3    |   |        |
|          |     | 2 | 195 | Tuesday BURRIDGE  | ALD            | ---        |              |        |    | 44.814 | 2    |   |        |
| Junior D | R   | R | Fin | Nr                | 333 metre Name | Final      | Group 1 Team | County | NT | Time   | Pnts | Q | Remark |
| 36       | 1/1 | 1 | 233 | Daniel TROWBRIDGE | ALD            | ---        |              |        |    | 34.240 | 34   |   |        |
|          |     | 2 | 261 | Cohen GRAY-BUFFEY | SHF            | ---        |              |        |    | 3.760  | 21   |   |        |
|          |     | 3 | 151 | Ava FLANAGAN      | ALT            | ---        |              |        |    | 39.470 | 13   |   |        |
|          |     | 4 | 227 | Ben FIELDS        | SHF            | ---        |              |        |    | 42.330 | 8    |   |        |
|          |     | 5 | 229 | David MOSZCZYNSKI | NOT            | ---        |              |        |    | 47.680 | 5    |   |        |

### Distance Classification 333 metre Junior D

|         |     |                   |     | Fin |    |     | Time   |
|---------|-----|-------------------|-----|-----|----|-----|--------|
| Final - |     |                   |     |     |    |     |        |
| 1       | 233 | Daniel TROWBRIDGE | ALD | 1   | 34 | 1-1 | 34.240 |
| 2       | 261 | Cohen GRAY-BUFFEY | SHF | 2   | 21 | 1-2 | 3.760  |
| 3       | 151 | Ava FLANAGAN      | ALT | 3   | 13 | 3-3 | 39.470 |
| 4       | 227 | Ben FIELDS        | SHF | 4   | 8  | 2-4 | 41.534 |
| 5       | 229 | David MOSZCZYNSKI | NOT | 5   | 5  | 2-5 | 37.876 |
| Final - |     |                   |     |     |    |     |        |
| 6       | 204 | Isla ROUSSEAU     | AYR | 1   | 3  | 3-1 | 44.363 |
| 7       | 195 | Tuesday BURRIDGE  | ALD | 2   | 2  | 4-2 | 44.814 |

### Results

| Junior D R | Junior D R | Fin      | 500 metre Nr | 500 metre Name           | Semi Final | Group 1 Team | County | NT | Time | Pnts            | Q         | Remark |
|------------|------------|----------|--------------|--------------------------|------------|--------------|--------|----|------|-----------------|-----------|--------|
| 55         | 1/2        | 1        | 233          | Daniel TROWBRIDGE        |            | ALD          | ---    |    |      | 53.362          |           |        |
|            |            | 2        | 229          | David MOSZCZYNSKI        |            | NOT          | ---    |    |      | 57.425          |           |        |
|            |            | 3        | 227          | Ben FIELDS               |            | SHF          | ---    |    |      | 1:03.845        |           |        |
|            |            | 4        | 204          | Isla ROUSSEAU            |            | AYR          | ---    |    |      | 1:07.320        |           |        |
| 56         | 2/2        | 1        | 261          | Cohen GRAY-BUFFEY        |            | SHF          | ---    |    |      | 52.691          |           |        |
|            |            | 2        | 151          | Ava FLANAGAN             |            | ALT          | ---    |    |      | 1:00.266        |           |        |
|            |            | 3        | 195          | Tuesday BURRIDGE         |            | ALD          | ---    |    |      | 1:05.641        |           |        |
| Junior D R | Junior D R | Fin      | 500 metre Nr | 500 metre Name           | Final      | Group 2 Team | County | NT | Time | Pnts            | Q         | Remark |
| 59         | 1/1        | 1        | 204          | Isla ROUSSEAU            |            | AYR          | ---    |    |      | 1:04.872        | 3         |        |
|            |            | 2        | 195          | Tuesday BURRIDGE         |            | ALD          | ---    |    |      | 1:05.277        | 2         |        |
| Junior D R | Junior D R | Fin      | 500 metre Nr | 500 metre Name           | Final      | Group 1 Team | County | NT | Time | Pnts            | Q         | Remark |
| <b>60</b>  | <b>1/1</b> | <b>1</b> | <b>261</b>   | <b>Cohen GRAY-BUFFEY</b> |            | <b>SHF</b>   | ---    |    |      | <b>51.527</b>   | <b>34</b> |        |
|            |            | <b>2</b> | <b>233</b>   | <b>Daniel TROWBRIDGE</b> |            | <b>ALD</b>   | ---    |    |      | <b>51.674</b>   | <b>21</b> |        |
|            |            | <b>3</b> | <b>229</b>   | <b>David MOSZCZYNSKI</b> |            | <b>NOT</b>   | ---    |    |      | <b>55.732</b>   | <b>13</b> |        |
|            |            | <b>4</b> | <b>151</b>   | <b>Ava FLANAGAN</b>      |            | <b>ALT</b>   | ---    |    |      | <b>59.580</b>   | <b>8</b>  |        |
|            |            | <b>5</b> | <b>227</b>   | <b>Ben FIELDS</b>        |            | <b>SHF</b>   | ---    |    |      | <b>1:22.337</b> | <b>5</b>  |        |

### Distance Classification 500 metre Junior D

|         |     |                   |     | Fin |    |     | Time     |
|---------|-----|-------------------|-----|-----|----|-----|----------|
| Final - |     |                   |     |     |    |     |          |
| 1       | 261 | Cohen GRAY-BUFFEY | SHF | 1   | 34 | 1-1 | 51.527   |
| 2       | 233 | Daniel TROWBRIDGE | ALD | 2   | 21 | 1-2 | 51.674   |
| 3       | 229 | David MOSZCZYNSKI | NOT | 3   | 13 | 2-3 | 55.732   |
| 4       | 151 | Ava FLANAGAN      | ALT | 4   | 8  | 2-4 | 59.580   |
| 5       | 227 | Ben FIELDS        | SHF | 5   | 5  | 3-5 | 1:03.845 |
| Final - |     |                   |     |     |    |     |          |
| 6       | 204 | Isla ROUSSEAU     | AYR | 1   | 3  | 4-1 | 1:04.872 |
| 7       | 195 | Tuesday BURRIDGE  | ALD | 2   | 2  | 3-2 | 1:05.277 |



**Results**

| Junior D R | D R        | Fin      | 777 metre Nr | Name                     | Final      | Group 1 Team | County     | NT         | Time            | Pnts      | Q | Remark             |
|------------|------------|----------|--------------|--------------------------|------------|--------------|------------|------------|-----------------|-----------|---|--------------------|
| <b>8</b>   | <b>1/1</b> | <b>1</b> | <b>261</b>   | <b>Cohen GRAY-BUFFEY</b> | <b>SHF</b> | <b>---</b>   | <b>---</b> | <b>---</b> | <b>1:30.440</b> | <b>34</b> |   |                    |
|            |            | <b>2</b> | <b>151</b>   | <b>Ava FLANAGAN</b>      | <b>ALT</b> | <b>---</b>   | <b>---</b> | <b>---</b> | <b>1:31.420</b> | <b>21</b> |   |                    |
|            |            | <b>3</b> | <b>227</b>   | <b>Ben FIELDS</b>        | <b>SHF</b> | <b>---</b>   | <b>---</b> | <b>---</b> | <b>1:45.020</b> | <b>13</b> |   |                    |
|            |            | <b>4</b> | <b>204</b>   | <b>Isla ROUSSEAU</b>     | <b>AYR</b> | <b>---</b>   | <b>---</b> | <b>---</b> | <b>1:45.360</b> | <b>8</b>  |   |                    |
|            |            | <b>5</b> | <b>195</b>   | <b>Tuesday BURRIDGE</b>  | <b>ALD</b> | <b>---</b>   | <b>---</b> | <b>---</b> | <b>1:31.256</b> | <b>5</b>  |   |                    |
|            |            | <b>P</b> | <b>229</b>   | <b>David MOSZCZYNSKI</b> | <b>NOT</b> | <b>---</b>   | <b>---</b> | <b>---</b> |                 | <b>3</b>  |   | <b>NTE Penalty</b> |
|            |            | <b>P</b> | <b>233</b>   | <b>Daniel TROWBRIDGE</b> | <b>ALD</b> | <b>---</b>   | <b>---</b> | <b>---</b> |                 | <b>3</b>  |   | <b>Penalty</b>     |

**Distance Classification 777 metre Junior D**

| Final -                     | Fin    | Time     |
|-----------------------------|--------|----------|
| 1 261 Cohen GRAY-BUFFEY SHF | 1 34 1 | 1:30.440 |
| 2 151 Ava FLANAGAN ALT      | 2 21 2 | 1:31.420 |
| 3 227 Ben FIELDS SHF        | 3 13 3 | 1:45.020 |
| 4 204 Isla ROUSSEAU AYR     | 4 8 4  | 1:45.360 |
| 5 195 Tuesday BURRIDGE ALD  | 5 5 5  | 1:31.256 |
| 6 229 David MOSZCZYNSKI NOT | P 3    |          |
| 6 233 Daniel TROWBRIDGE ALD | P 3    |          |

**Results**

| Junior D Boys R | D Boys R   | Fin      | 500 metre Nr | Name                     | Final      | Group 1 Team | County     | NT         | Time            | Pnts      | Q | Remark |
|-----------------|------------|----------|--------------|--------------------------|------------|--------------|------------|------------|-----------------|-----------|---|--------|
| <b>73</b>       | <b>1/1</b> | <b>1</b> | <b>233</b>   | <b>Daniel TROWBRIDGE</b> | <b>ALD</b> | <b>---</b>   | <b>---</b> | <b>---</b> | <b>52.423</b>   | <b>34</b> |   |        |
|                 |            | <b>2</b> | <b>261</b>   | <b>Cohen GRAY-BUFFEY</b> | <b>SHF</b> | <b>---</b>   | <b>---</b> | <b>---</b> | <b>52.488</b>   | <b>21</b> |   |        |
|                 |            | <b>3</b> | <b>229</b>   | <b>David MOSZCZYNSKI</b> | <b>NOT</b> | <b>---</b>   | <b>---</b> | <b>---</b> | <b>56.185</b>   | <b>13</b> |   |        |
|                 |            | <b>4</b> | <b>227</b>   | <b>Ben FIELDS</b>        | <b>SHF</b> | <b>---</b>   | <b>---</b> | <b>---</b> | <b>1:13.718</b> | <b>8</b>  |   |        |
|                 |            |          | 261          | Cohen GRAY-BUFFEY        | 34         | 21           | 34         | 21         | 110             | 1         |   |        |
|                 |            |          | 233          | Daniel TROWBRIDGE        | 3          | 34           | 21         | 34         | 92              | 2         |   |        |
|                 |            |          | 229          | David MOSZCZYNSKI        | 3          | 5            | <b>13</b>  | <b>13</b>  | 34              | 3         |   |        |
|                 |            |          | 227          | Ben FIELDS               | 13         | 8            | 5          | 8          | 34              | 4         |   |        |

| Junior D Girls R | D Girls R  | Fin      | 500 metre Nr | Name                    | Final      | Group 1 Team | County     | NT         | Time            | Pnts      | Q | Remark |
|------------------|------------|----------|--------------|-------------------------|------------|--------------|------------|------------|-----------------|-----------|---|--------|
| <b>72</b>        | <b>1/1</b> | <b>1</b> | <b>151</b>   | <b>Ava FLANAGAN</b>     | <b>ALT</b> | <b>---</b>   | <b>---</b> | <b>---</b> | <b>59.988</b>   | <b>34</b> |   |        |
|                  |            | <b>2</b> | <b>204</b>   | <b>Isla ROUSSEAU</b>    | <b>AYR</b> | <b>---</b>   | <b>---</b> | <b>---</b> | <b>1:05.063</b> | <b>21</b> |   |        |
|                  |            | <b>3</b> | <b>195</b>   | <b>Tuesday BURRIDGE</b> | <b>ALD</b> | <b>---</b>   | <b>---</b> | <b>---</b> | <b>1:06.385</b> | <b>13</b> |   |        |
|                  |            |          | 151          | Ava FLANAGAN            | 21         | 13           | 8          | 34         | 76              | 1         |   |        |
|                  |            |          | 204          | Isla ROUSSEAU           | 8          | 3            | 3          | 21         | 35              | 2         |   |        |
|                  |            |          | 195          | Tuesday BURRIDGE        | 5          | 2            | 2          | 13         | 22              | 3         |   |        |

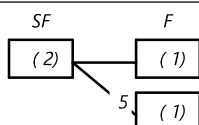
## List of Competitors

### Junior C Girls

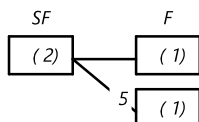
|     |                 |            |     |     |
|-----|-----------------|------------|-----|-----|
| 183 | WRIGHT          | Chanelle   | ALD | --- |
| 198 | VARGA           | Katie Anne | BFD | --- |
| 215 | HULL            | Jennifer   | AYR | --- |
| 226 | HARWOOD MONKMAN | Rebecca    | SHF | --- |
| 230 | REID            | Anna       | AYR | --- |
| 232 | O'HARA          | Isla       | ALT | --- |
| 260 | GRAY-BUFFEY     | Savi       | SHF | --- |
| 299 | CLAREY          | Violet     | NOT | --- |

## QUALIFYING

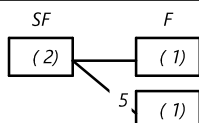
### Junior C Girls 1000 ( 8 competitors)



### Junior C Girls 777 ( 8 competitors)



### Junior C Girls 500 ( 8 competitors)



## Results

| Junior C Girls |            | 500 metre |            |                         | Semi Final |            | Group 1 |      |                 |           |           |
|----------------|------------|-----------|------------|-------------------------|------------|------------|---------|------|-----------------|-----------|-----------|
| R              | R          | Fin       | Nr         | Name                    | Team       | County     | NT      | Time | Pnts            | Q         | Remark    |
| 22             | 1/2        | 1         | 260        | Savi GRAY-BUFFEY        | SHF        | ---        |         |      | 54.413          |           |           |
|                |            | 2         | 299        | Violet CLAREY           | NOT        | ---        |         |      | 57.952          |           |           |
|                |            | 3         | 230        | Anna REID               | AYR        | ---        |         |      | 1:00.072        |           |           |
|                |            | 4         | 232        | Isla O'HARA             | ALT        | ---        |         |      | 1:15.117        |           |           |
| 23             | 2/2        | 1         | 183        | Chanelle WRIGHT         | ALD        | ---        |         |      | 59.033          |           |           |
|                |            | 2         | 198        | Katie Anne VARGA        | BFD        | ---        |         |      | 1:00.279        |           |           |
|                |            | 3         | 226        | Rebecca HARWOOD MONKMAN | SHF        | ---        |         |      | 1:10.717        |           |           |
|                |            | DNF       | 215        | Jennifer HULL           | AYR        | ---        |         |      |                 |           | NO FINISH |
| Junior C Girls |            | 500 metre |            |                         | Final      |            | Group 2 |      |                 |           |           |
| R              | R          | Fin       | Nr         | Name                    | Team       | County     | NT      | Time | Pnts            | Q         | Remark    |
| 37             | 1/1        | 1         | 215        | Jennifer HULL           | AYR        | ---        |         |      | 1:00.319        | 3         |           |
|                |            | 2         | 226        | Rebecca HARWOOD MONKMAN | SHF        | ---        |         |      | 1:02.484        | 2         |           |
|                |            | 3         | 232        | Isla O'HARA             | ALT        | ---        |         |      | 1:18.548        | 1         |           |
| Junior C Girls |            | 500 metre |            |                         | Final      |            | Group 1 |      |                 |           |           |
| R              | R          | Fin       | Nr         | Name                    | Team       | County     | NT      | Time | Pnts            | Q         | Remark    |
| <b>38</b>      | <b>1/1</b> | <b>1</b>  | <b>260</b> | <b>Savi GRAY-BUFFEY</b> | <b>SHF</b> | <b>---</b> |         |      | <b>54.143</b>   | <b>34</b> |           |
|                |            | <b>2</b>  | <b>198</b> | <b>Katie Anne VARGA</b> | <b>BFD</b> | <b>---</b> |         |      | <b>58.352</b>   | <b>21</b> |           |
|                |            | <b>3</b>  | <b>230</b> | <b>Anna REID</b>        | <b>AYR</b> | <b>---</b> |         |      | <b>58.911</b>   | <b>13</b> |           |
|                |            | <b>4</b>  | <b>183</b> | <b>Chanelle WRIGHT</b>  | <b>ALD</b> | <b>---</b> |         |      | <b>59.722</b>   | <b>8</b>  |           |
|                |            | <b>5</b>  | <b>299</b> | <b>Violet CLAREY</b>    | <b>NOT</b> | <b>---</b> |         |      | <b>1:44.119</b> | <b>5</b>  |           |

### Distance Classification 500 metre Junior C Girls

|         |     |                         |     |   | Fin |     |          | Time |
|---------|-----|-------------------------|-----|---|-----|-----|----------|------|
| Final - |     |                         |     |   |     |     |          |      |
| 1       | 260 | Savi GRAY-BUFFEY        | SHF | 1 | 34  | 1-1 | 54.143   |      |
| 2       | 198 | Katie Anne VARGA        | BFD | 2 | 21  | 2-2 | 58.352   |      |
| 3       | 230 | Anna REID               | AYR | 3 | 13  | 3-3 | 58.911   |      |
| 4       | 183 | Chanelle WRIGHT         | ALD | 4 | 8   | 1-4 | 59.033   |      |
| 5       | 299 | Violet CLAREY           | NOT | 5 | 5   | 2-5 | 57.952   |      |
| Final - |     |                         |     |   |     |     |          |      |
| 6       | 215 | Jennifer HULL           | AYR | 1 | 3   | 1   | 1:00.319 |      |
| 7       | 226 | Rebecca HARWOOD MONKMAN | SHF | 2 | 2   | 3-2 | 1:02.484 |      |
| 8       | 232 | Isla O'HARA             | ALT | 3 | 1   | 4-3 | 1:15.117 |      |

### Results

| Junior C Girls |            | 777 metre |            |                         | Semi Final | Group 1 |    |                 |           |   |         |
|----------------|------------|-----------|------------|-------------------------|------------|---------|----|-----------------|-----------|---|---------|
| R              | R          | Fin       | Nr         | Name                    | Team       | County  | NT | Time            | Pnts      | Q | Remark  |
| 61             | 1/2        | 1         | 260        | Savi GRAY-BUFFEY        | SHF        | ---     |    | 1:25.165        |           |   |         |
|                |            | 2         | 299        | Violet CLAREY           | NOT        | ---     |    | 1:32.408        |           |   |         |
|                |            | 3         | 230        | Anna REID               | AYR        | ---     |    | 1:33.965        |           |   |         |
|                |            | 4         | 232        | Isla O'HARA             | ALT        | ---     |    | 1:44.418        |           |   |         |
| 62             | 2/2        | 1         | 215        | Jennifer HULL           | AYR        | ---     |    | 1:32.582        |           |   |         |
|                |            | 2         | 198        | Katie Anne VARGA        | BFD        | ---     |    | 1:32.796        |           |   |         |
|                |            | 3         | 183        | Chanelle WRIGHT         | ALD        | ---     |    | 1:33.269        |           |   |         |
|                |            | 4         | 226        | Rebecca HARWOOD MONKMAN | SHF        | ---     |    | 1:50.423        |           |   |         |
| Junior C Girls |            | 777 metre |            |                         | Final      | Group 2 |    |                 |           |   |         |
| R              | R          | Fin       | Nr         | Name                    | Team       | County  | NT | Time            | Pnts      | Q | Remark  |
| 74             | 1/1        | 1         | 230        | Anna REID               | AYR        | ---     |    | 1:35.794        | 3         |   |         |
|                |            | 2         | 232        | Isla O'HARA             | ALT        | ---     |    | 1:39.189        | 2         |   |         |
|                |            | P         | 226        | Rebecca HARWOOD MONKMAN | SHF        | ---     |    |                 | 1         |   | Penalty |
| Junior C Girls |            | 777 metre |            |                         | Final      | Group 1 |    |                 |           |   |         |
| R              | R          | Fin       | Nr         | Name                    | Team       | County  | NT | Time            | Pnts      | Q | Remark  |
| <b>75</b>      | <b>1/1</b> | <b>1</b>  | <b>260</b> | <b>Savi GRAY-BUFFEY</b> | <b>SHF</b> | ---     |    | <b>1:26.568</b> | <b>34</b> |   |         |
|                |            | <b>2</b>  | <b>299</b> | <b>Violet CLAREY</b>    | <b>NOT</b> | ---     |    | <b>1:32.004</b> | <b>21</b> |   |         |
|                |            | <b>3</b>  | <b>198</b> | <b>Katie Anne VARGA</b> | <b>BFD</b> | ---     |    | <b>1:32.878</b> | <b>13</b> |   |         |
|                |            | <b>4</b>  | <b>183</b> | <b>Chanelle WRIGHT</b>  | <b>ALD</b> | ---     |    | <b>1:33.119</b> | <b>8</b>  |   |         |
|                |            | <b>5</b>  | <b>215</b> | <b>Jennifer HULL</b>    | <b>AYR</b> | ---     |    | <b>1:34.779</b> | <b>5</b>  |   |         |

### Distance Classification 777 metre Junior C Girls

|         |     |                         |     |   | Fin |     |          | Time |
|---------|-----|-------------------------|-----|---|-----|-----|----------|------|
| Final - |     |                         |     |   |     |     |          |      |
| 1       | 260 | Savi GRAY-BUFFEY        | SHF | 1 | 34  | 1-1 | 1:25.165 |      |
| 2       | 299 | Violet CLAREY           | NOT | 2 | 21  | 2-2 | 1:32.004 |      |
| 3       | 198 | Katie Anne VARGA        | BFD | 3 | 13  | 2-3 | 1:32.796 |      |
| 4       | 183 | Chanelle WRIGHT         | ALD | 4 | 8   | 3-4 | 1:33.119 |      |
| 5       | 215 | Jennifer HULL           | AYR | 5 | 5   | 1-5 | 1:32.582 |      |
| Final - |     |                         |     |   |     |     |          |      |
| 6       | 230 | Anna REID               | AYR | 1 | 3   | 3-1 | 1:33.965 |      |
| 7       | 232 | Isla O'HARA             | ALT | 2 | 2   | 4-2 | 1:39.189 |      |
| 8       | 226 | Rebecca HARWOOD MONKMAN | SHF | P | 1   | 4   | 1:50.423 |      |

## Results

| Junior C Girls |     | 1000 metre |     |                         | Semi Final |        | Group 1 |          |      |   |         |
|----------------|-----|------------|-----|-------------------------|------------|--------|---------|----------|------|---|---------|
| R              | R   | Fin        | Nr  | Name                    | Team       | County | NT      | Time     | Pnts | Q | Remark  |
| 1              | 1/2 | 1          | 299 | Violet CLAREY           | NOT        | ---    |         | 2:03.574 |      |   |         |
|                |     | 2          | 198 | Katie Anne VARGA        | BFD        | ---    |         | 2:03.910 |      |   |         |
|                |     | 3          | 183 | Chanelle WRIGHT         | ALD        | ---    |         | 2:04.062 |      |   |         |
|                |     | 4          | 226 | Rebecca HARWOOD MONKMAN | SHF        | ---    |         | 2:25.701 |      |   |         |
| 2              | 2/2 | 1          | 260 | Savi GRAY-BUFFEY        | SHF        | ---    |         | 1:50.733 |      |   |         |
|                |     | 2          | 230 | Anna REID               | AYR        | ---    |         | 2:02.609 |      |   |         |
|                |     | 3          | 215 | Jennifer HULL           | AYR        | ---    |         | 2:04.180 |      |   |         |
|                |     | 4          | 232 | Isla O'HARA             | ALT        | ---    |         | 2:25.829 |      |   |         |
| Junior C Girls |     | 1000 metre |     |                         | Final      |        | Group 2 |          |      |   |         |
| R              | R   | Fin        | Nr  | Name                    | Team       | County | NT      | Time     | Pnts | Q | Remark  |
| 9              | 1/1 | 1          | 215 | Jennifer HULL           | AYR        | ---    |         | 2:09.979 | 3    |   |         |
|                |     | 2          | 226 | Rebecca HARWOOD MONKMAN | SHF        | ---    |         | 2:14.297 | 2    |   |         |
|                |     | 3          | 232 | Isla O'HARA             | ALT        | ---    |         | 2:15.922 | 1    |   |         |
| Junior C Girls |     | 1000 metre |     |                         | Final      |        | Group 1 |          |      |   |         |
| R              | R   | Fin        | Nr  | Name                    | Team       | County | NT      | Time     | Pnts | Q | Remark  |
| 10             | 1/1 | 1          | 260 | Savi GRAY-BUFFEY        | SHF        | ---    |         | 1:52.843 | 34   |   |         |
|                |     | 2          | 198 | Katie Anne VARGA        | BFD        | ---    |         | 2:00.003 | 21   |   |         |
|                |     | 3          | 183 | Chanelle WRIGHT         | ALD        | ---    |         | 2:01.114 | 13   |   |         |
|                |     | 4          | 230 | Anna REID               | AYR        | ---    |         | 2:12.869 | 8    |   |         |
|                |     | P          | 299 | Violet CLAREY           | NOT        | ---    |         |          | 5    |   | Penalty |

## Distance Classification 1000 metre Junior C Girls

|         |     |                         |     |   | Fin |     | Time     |  |
|---------|-----|-------------------------|-----|---|-----|-----|----------|--|
| Final - |     |                         |     |   |     |     |          |  |
| 1       | 260 | Savi GRAY-BUFFEY        | SHF | 1 | 34  | 1-1 | 1:50.733 |  |
| 2       | 198 | Katie Anne VARGA        | BFD | 2 | 21  | 2-2 | 2:00.003 |  |
| 3       | 183 | Chanelle WRIGHT         | ALD | 3 | 13  | 3-3 | 2:01.114 |  |
| 4       | 230 | Anna REID               | AYR | 4 | 8   | 2-4 | 2:02.609 |  |
| 5       | 299 | Violet CLAREY           | NOT | P | 5   | 1   | 2:03.574 |  |
| Final - |     |                         |     |   |     |     |          |  |
| 6       | 215 | Jennifer HULL           | AYR | 1 | 3   | 3-1 | 2:04.180 |  |
| 7       | 226 | Rebecca HARWOOD MONKMAN | SHF | 2 | 2   | 4-2 | 2:14.297 |  |
| 8       | 232 | Isla O'HARA             | ALT | 3 | 1   | 4-3 | 2:15.922 |  |

## Overall Classification Junior C Girls

|   |     |                         |     |     | FP | CDR   | Time     |  |
|---|-----|-------------------------|-----|-----|----|-------|----------|--|
| 1 | 260 | Savi GRAY-BUFFEY        | SHF | 102 | 3  | 1-1-1 | 1:50.733 |  |
| 2 | 198 | Katie Anne VARGA        | BFD | 55  | 7  | 2-2-3 | 2:00.003 |  |
| 3 | 299 | Violet CLAREY           | NOT | 31  | 12 | 5-5-2 | 2:03.574 |  |
| 4 | 183 | Chanelle WRIGHT         | ALD | 29  | 11 | 3-4-4 | 2:01.114 |  |
| 5 | 230 | Anna REID               | AYR | 24  | 13 | 4-3-6 | 2:02.609 |  |
| 6 | 215 | Jennifer HULL           | AYR | 11  | 17 | 6-6-5 | 2:04.180 |  |
| 7 | 226 | Rebecca HARWOOD MONKMAN | SHF | 5   | 22 | 7-7-8 | 2:14.297 |  |
| 8 | 232 | Isla O'HARA             | ALT | 4   | 23 | 8-8-7 | 2:15.922 |  |

## List of Competitors

### Junior C Boys

|     |             |        |     |     |
|-----|-------------|--------|-----|-----|
| 110 | HYDE        | Milo   | ALD | --- |
| 117 | MOSZCZYNSKI | Hubert | NOT | --- |
| 129 | BARLOW      | Albie  | ALD | --- |
| 208 | TILEKAR     | Tarun  | MOH | --- |
| 267 | DALILI      | Dante  | ALD | --- |

## Results

| Junior C Boys |            | 500 metre |            |                           | Final      | Group 1 |    |                 |           | Pnts | Q | Remark |
|---------------|------------|-----------|------------|---------------------------|------------|---------|----|-----------------|-----------|------|---|--------|
| R             | R          | Fin       | Nr         | Name                      | Team       | County  | NT | Time            |           |      |   |        |
| <b>39</b>     | <b>1/1</b> | <b>1</b>  | <b>129</b> | <b>Albie BARLOW</b>       | <b>ALD</b> | ---     |    | <b>49.920</b>   | <b>34</b> |      |   |        |
|               |            | <b>2</b>  | <b>267</b> | <b>Dante DALILI</b>       | <b>ALD</b> | ---     |    | <b>56.560</b>   | <b>21</b> |      |   |        |
|               |            | <b>3</b>  | <b>208</b> | <b>Tarun TILEKAR</b>      | <b>MOH</b> | ---     |    | <b>1:06.050</b> | <b>13</b> |      |   |        |
|               |            | <b>4</b>  | <b>117</b> | <b>Hubert MOSZCZYNSKI</b> | <b>NOT</b> | ---     |    | <b>1:07.160</b> | <b>8</b>  |      |   |        |
|               |            | <b>5</b>  | <b>110</b> | <b>Milo HYDE</b>          | <b>ALD</b> | ---     |    | <b>1:09.900</b> | <b>5</b>  |      |   |        |

## Distance Classification 500 metre Junior C Boys

| Final - |     |                    |     |   | Fin | Time |          |
|---------|-----|--------------------|-----|---|-----|------|----------|
| 1       | 129 | Albie BARLOW       | ALD | 1 | 34  | 1    | 49.920   |
| 2       | 267 | Dante DALILI       | ALD | 2 | 21  | 2    | 56.560   |
| 3       | 208 | Tarun TILEKAR      | MOH | 3 | 13  | 3    | 1:06.050 |
| 4       | 117 | Hubert MOSZCZYNSKI | NOT | 4 | 8   | 4    | 1:07.160 |
| 5       | 110 | Milo HYDE          | ALD | 5 | 5   | 5    | 1:09.900 |

## Results

| Junior C Boys |            | 777 metre |            |                           | Final      | Group 1 |    |                 |           | Pnts | Q | Remark |
|---------------|------------|-----------|------------|---------------------------|------------|---------|----|-----------------|-----------|------|---|--------|
| R             | R          | Fin       | Nr         | Name                      | Team       | County  | NT | Time            |           |      |   |        |
| <b>76</b>     | <b>1/1</b> | <b>1</b>  | <b>129</b> | <b>Albie BARLOW</b>       | <b>ALD</b> | ---     |    | <b>1:16.704</b> | <b>34</b> |      |   |        |
|               |            | <b>2</b>  | <b>267</b> | <b>Dante DALILI</b>       | <b>ALD</b> | ---     |    | <b>1:26.811</b> | <b>21</b> |      |   |        |
|               |            | <b>3</b>  | <b>117</b> | <b>Hubert MOSZCZYNSKI</b> | <b>NOT</b> | ---     |    | <b>1:26.870</b> | <b>13</b> |      |   |        |
|               |            | <b>4</b>  | <b>110</b> | <b>Milo HYDE</b>          | <b>ALD</b> | ---     |    | <b>1:35.277</b> | <b>8</b>  |      |   |        |
|               |            | <b>5</b>  | <b>208</b> | <b>Tarun TILEKAR</b>      | <b>MOH</b> | ---     |    | <b>2:00.214</b> | <b>5</b>  |      |   |        |

## Distance Classification 777 metre Junior C Boys

| Final - |     |                    |     |   | Fin | Time |          |
|---------|-----|--------------------|-----|---|-----|------|----------|
| 1       | 129 | Albie BARLOW       | ALD | 1 | 34  | 1    | 1:16.704 |
| 2       | 267 | Dante DALILI       | ALD | 2 | 21  | 2    | 1:26.811 |
| 3       | 117 | Hubert MOSZCZYNSKI | NOT | 3 | 13  | 3    | 1:26.870 |
| 4       | 110 | Milo HYDE          | ALD | 4 | 8   | 4    | 1:35.277 |
| 5       | 208 | Tarun TILEKAR      | MOH | 5 | 5   | 5    | 2:00.214 |

**Results**

| Junior C Boys<br>R | C Boys<br>R | Fin | 1000 metre<br>Nr | Name               | Final | Group 1<br>Team | County | NT | Time     | Pnts | Q | Remark |
|--------------------|-------------|-----|------------------|--------------------|-------|-----------------|--------|----|----------|------|---|--------|
| 11                 | 1/1         | 1   | 129              | Albie BARLOW       |       | ALD             | ---    |    | 1:44.307 | 34   |   |        |
|                    |             | 2   | 267              | Dante DALILI       |       | ALD             | ---    |    | 1:56.562 | 21   |   |        |
|                    |             | 3   | 117              | Hubert MOSZCZYNSKI |       | NOT             | ---    |    | 1:58.719 | 13   |   |        |
|                    |             | 4   | 110              | Milo HYDE          |       | ALD             | ---    |    | 2:09.027 | 8    |   |        |
|                    |             | 5   | 208              | Tarun TILEKAR      |       | MOH             | ---    |    | 2:54.009 | 5    |   |        |

**Distance Classification 1000 metre Junior C Boys**

| Final - |     |                    |  |     | Fin |    |   | Time     |
|---------|-----|--------------------|--|-----|-----|----|---|----------|
| 1       | 129 | Albie BARLOW       |  | ALD | 1   | 34 | 1 | 1:44.307 |
| 2       | 267 | Dante DALILI       |  | ALD | 2   | 21 | 2 | 1:56.562 |
| 3       | 117 | Hubert MOSZCZYNSKI |  | NOT | 3   | 13 | 3 | 1:58.719 |
| 4       | 110 | Milo HYDE          |  | ALD | 4   | 8  | 4 | 2:09.027 |
| 5       | 208 | Tarun TILEKAR      |  | MOH | 5   | 5  | 5 | 2:54.009 |

**Overall Classification Junior C Boys**

|   |     |                    |  |     | FP  | CDR |       | Time     |
|---|-----|--------------------|--|-----|-----|-----|-------|----------|
| 1 | 129 | Albie BARLOW       |  | ALD | 102 | 3   | 1-1-1 | 1:44.307 |
| 2 | 267 | Dante DALILI       |  | ALD | 63  | 6   | 2-2-2 | 1:56.562 |
| 3 | 117 | Hubert MOSZCZYNSKI |  | NOT | 34  | 10  | 3-4-3 | 1:58.719 |
| 4 | 208 | Tarun TILEKAR      |  | MOH | 23  | 13  | 5-3-5 | 2:54.009 |
| 5 | 110 | Milo HYDE          |  | ALD | 21  | 13  | 4-5-4 | 2:09.027 |

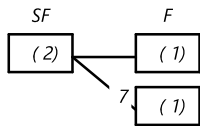
**List of Competitors**

Junior Boys

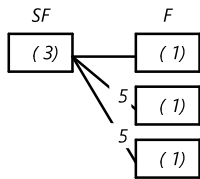
|     |                  |         |     |     |
|-----|------------------|---------|-----|-----|
| 37  | MURRAY           | Willem  | NOT | --- |
| 41  | POLAK            | Freddie | NOT | --- |
| 79  | BAKER            | Elliot  | NOT | --- |
| 107 | CLAREY           | Arty    | NOT | --- |
| 139 | RAIZADA          | Isaac   | NOT | --- |
| 159 | ARMSTRONG        | Joseph  | ALD | --- |
| 188 | BAO              | Tai     | AYR | --- |
| 193 | JOHNSTON         | Alfie   | ALD | --- |
| 220 | SMITH            | Tom     | ALD | --- |
| 265 | HILL Jnr         | Adam    | MOH | --- |
| 290 | COLLINS          | Theo    | ALD | --- |
| 293 | SHERARD-BORNSHIN | Oliver  | ALT | --- |

**QUALIFYING**

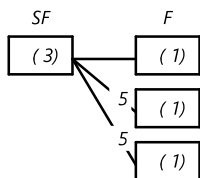
**Junior Boys 1500 ( 12 competitors)**



**Junior Boys 1000 ( 12 competitors)**



**Junior Boys 500 ( 12 competitors)**



Results

| Junior R  | Boys R     | Fin      | 500 metre Nr | Name                    | Semi Final | Group 1 Team | County | NT | Time          | Pnts      | Q | Remark    |
|-----------|------------|----------|--------------|-------------------------|------------|--------------|--------|----|---------------|-----------|---|-----------|
| 26        | 1/3        | 1        | 37           | Willem MURRAY           |            | NOT          | ---    |    | 46.674        |           |   |           |
|           |            | 2        | 139          | Isaac RAIZADA           |            | NOT          | ---    |    | 46.739        |           |   |           |
|           |            | 3        | 293          | Oliver SHERARD-BORNSHIN |            | ALT          | ---    |    | 57.423        |           |   |           |
|           |            | 4        | 188          | Tai BAO                 |            | AYR          | ---    |    | 0.000         |           |   | NTE       |
| 27        | 2/3        | 1        | 265          | Adam HILL Jnr           |            | MOH          | ---    |    | 45.270        |           |   |           |
|           |            | 2        | 159          | Joseph ARMSTRONG        |            | ALD          | ---    |    | 46.829        |           |   |           |
|           |            | 3        | 79           | Elliot BAKER            |            | NOT          | ---    |    | 49.211        |           |   |           |
|           |            | 4        | 220          | Tom SMITH               |            | ALD          | ---    |    | 56.037        |           |   |           |
| 28        | 3/3        | 1        | 290          | Theo COLLINS            |            | ALD          | ---    |    | 47.248        |           |   |           |
|           |            | 2        | 107          | Arty CLAREY             |            | NOT          | ---    |    | 48.070        |           |   |           |
|           |            | 3        | 41           | Freddie POLAK           |            | NOT          | ---    |    | 52.045        |           |   |           |
|           |            | 4        | 193          | Alfie JOHNSTON          |            | ALD          | ---    |    | 56.251        |           |   |           |
| Junior R  | Boys R     | Fin      | 500 metre Nr | Name                    | Final      | Group 3 Team | County | NT | Time          | Pnts      | Q | Remark    |
| 42        | 1/1        | 1        | 188          | Tai BAO                 |            | AYR          | ---    |    | 52.440        |           |   |           |
|           |            | 2        | 193          | Alfie JOHNSTON          |            | ALD          | ---    |    | 56.699        |           |   |           |
| Junior R  | Boys R     | Fin      | 500 metre Nr | Name                    | Final      | Group 2 Team | County | NT | Time          | Pnts      | Q | Remark    |
| 43        | 1/1        | 1        | 107          | Arty CLAREY             |            | NOT          | ---    |    | 48.027        | 3         |   |           |
|           |            | 2        | 79           | Elliot BAKER            |            | NOT          | ---    |    | 50.047        | 2         |   |           |
|           |            | 3        | 41           | Freddie POLAK           |            | NOT          | ---    |    | 51.642        | 1         |   |           |
|           |            | 4        | 293          | Oliver SHERARD-BORNSHIN |            | ALT          | ---    |    | 55.833        |           |   |           |
|           |            | 5        | 220          | Tom SMITH               |            | ALD          | ---    |    | 56.005        |           |   |           |
| Junior R  | Boys R     | Fin      | 500 metre Nr | Name                    | Final      | Group 1 Team | County | NT | Time          | Pnts      | Q | Remark    |
| <b>44</b> | <b>1/1</b> | <b>1</b> | <b>290</b>   | <b>Theo COLLINS</b>     |            | <b>ALD</b>   | ---    |    | <b>46.251</b> | <b>34</b> |   |           |
|           |            | <b>2</b> | <b>265</b>   | <b>Adam HILL Jnr</b>    |            | <b>MOH</b>   | ---    |    | <b>47.304</b> | <b>21</b> |   |           |
|           |            | <b>3</b> | <b>159</b>   | <b>Joseph ARMSTRONG</b> |            | <b>ALD</b>   | ---    |    | <b>49.756</b> | <b>13</b> |   |           |
|           |            | <b>4</b> | <b>139</b>   | <b>Isaac RAIZADA</b>    |            | <b>NOT</b>   | ---    |    | <b>56.709</b> | <b>8</b>  |   |           |
|           |            | <b>5</b> | <b>37</b>    | <b>Willem MURRAY</b>    |            | <b>NOT</b>   | ---    |    | <b>0.000</b>  | <b>5</b>  |   | <b>NT</b> |

Distance Classification 500 metre Junior Boys

|                               | Fin      | Time       |
|-------------------------------|----------|------------|
| Final -                       |          |            |
| 1 290 Theo COLLINS            | ALD 1 34 | 1-1 46.251 |
| 2 265 Adam HILL Jnr           | MOH 2 21 | 1-2 45.270 |
| 3 159 Joseph ARMSTRONG        | ALD 3 13 | 2-3 46.829 |
| 4 139 Isaac RAIZADA           | NOT 4 8  | 2-4 46.739 |
| 5 37 Willem MURRAY            | NOT 5 5  | 1-5 46.674 |
| Final -                       |          |            |
| 6 107 Arty CLAREY             | NOT 1 3  | 2-1 48.027 |
| 7 79 Elliot BAKER             | NOT 2 2  | 3-2 49.211 |
| 8 41 Freddie POLAK            | NOT 3 1  | 3-3 51.642 |
| 9 293 Oliver SHERARD-BORNSHIN | ALT 4    | 3-4 55.833 |
| 10 220 Tom SMITH              | ALD 5    | 4-5 56.005 |
| Final -                       |          |            |
| 11 188 Tai BAO                | AYR 1    | 4-1 52.440 |
| 12 193 Alfie JOHNSTON         | ALD 2    | 4-2 56.251 |



**Results**

| Junior R  | Boys R     | Fin      | 1000 Nr    | metre Name              | Semi Final | Group 1 Team | County | NT | Time            | Pnts      | Q | Remark    |
|-----------|------------|----------|------------|-------------------------|------------|--------------|--------|----|-----------------|-----------|---|-----------|
| 65        | 1/3        | 1        | 290        | Theo COLLINS            |            | ALD          | ---    |    | 1:39.145        |           |   |           |
|           |            | 2        | 107        | Arty CLAREY             |            | NOT          | ---    |    | 1:41.250        |           |   |           |
|           |            | 3        | 41         | Freddie POLAK           |            | NOT          | ---    |    | 1:56.373        |           |   |           |
|           |            | 4        | 193        | Alfie JOHNSTON          |            | ALD          | ---    |    | 1:57.105        |           |   |           |
| 66        | 2/3        | 1        | 37         | Willem MURRAY           |            | NOT          | ---    |    | 1:37.130        |           |   |           |
|           |            | 2        | 159        | Joseph ARMSTRONG        |            | ALD          | ---    |    | 1:38.810        |           |   |           |
|           |            | 3        | 188        | Tai BAO                 |            | AYR          | ---    |    | 1:48.240        |           |   |           |
|           |            | 4        | 293        | Oliver SHERARD-BORNSHIN |            | ALT          | ---    |    | 1:59.000        |           |   |           |
| 67        | 3/3        | 1        | 265        | Adam HILL Jnr           |            | MOH          | ---    |    | 1:35.571        |           |   |           |
|           |            | 2        | 139        | Isaac RAIZADA           |            | NOT          | ---    |    | 1:36.645        |           |   |           |
|           |            | 3        | 79         | Elliot BAKER            |            | NOT          | ---    |    | 1:41.581        |           |   |           |
|           |            | DNF      | 220        | Tom SMITH               |            | ALD          | ---    |    |                 |           |   | NO FINISH |
| Junior R  | Boys R     | Fin      | 1000 Nr    | metre Name              | Final      | Group 3 Team | County | NT | Time            | Pnts      | Q | Remark    |
| 80        | 1/1        | 1        | 293        | Oliver SHERARD-BORNSHIN |            | ALT          | ---    |    |                 | 0.000     |   | NT        |
|           |            | DNS      | 220        | Tom SMITH               |            | ALD          | ---    |    |                 |           |   | NO START  |
| Junior R  | Boys R     | Fin      | 1000 Nr    | metre Name              | Final      | Group 2 Team | County | NT | Time            | Pnts      | Q | Remark    |
| 81        | 1/1        | 1        | 41         | Freddie POLAK           |            | NOT          | ---    |    | 1:48.047        | 3         |   |           |
|           |            | 2        | 107        | Arty CLAREY             |            | NOT          | ---    |    | 1:48.128        | 2         |   |           |
|           |            | 3        | 79         | Elliot BAKER            |            | NOT          | ---    |    | 1:48.738        | 1         |   |           |
|           |            | 4        | 188        | Tai BAO                 |            | AYR          | ---    |    | 1:50.527        |           |   |           |
|           |            | 5        | 193        | Alfie JOHNSTON          |            | ALD          | ---    |    | 1:57.470        |           |   |           |
| Junior R  | Boys R     | Fin      | 1000 Nr    | metre Name              | Final      | Group 1 Team | County | NT | Time            | Pnts      | Q | Remark    |
| <b>82</b> | <b>1/1</b> | <b>1</b> | <b>265</b> | <b>Adam HILL Jnr</b>    |            | <b>MOH</b>   | ---    |    | <b>1:40.924</b> | <b>34</b> |   |           |
|           |            | <b>2</b> | <b>290</b> | <b>Theo COLLINS</b>     |            | <b>ALD</b>   | ---    |    | <b>1:41.106</b> | <b>21</b> |   |           |
|           |            | <b>3</b> | <b>37</b>  | <b>Willem MURRAY</b>    |            | <b>NOT</b>   | ---    |    | <b>1:41.281</b> | <b>13</b> |   |           |
|           |            | <b>4</b> | <b>139</b> | <b>Isaac RAIZADA</b>    |            | <b>NOT</b>   | ---    |    | <b>1:41.861</b> | <b>8</b>  |   |           |
|           |            | <b>5</b> | <b>159</b> | <b>Joseph ARMSTRONG</b> |            | <b>ALD</b>   | ---    |    | <b>1:44.064</b> | <b>5</b>  |   |           |

**Distance Classification 1000 metre Junior Boys**

|                                | Fin          | Time     |
|--------------------------------|--------------|----------|
| Final -                        |              |          |
| 1 265 Adam HILL Jnr            | MOH 1 34 1-1 | 1:35.571 |
| 2 290 Theo COLLINS             | ALD 2 21 1-2 | 1:39.145 |
| 3 37 Willem MURRAY             | NOT 3 13 1-3 | 1:37.130 |
| 4 139 Isaac RAIZADA            | NOT 4 8 2-4  | 1:36.645 |
| 5 159 Joseph ARMSTRONG         | ALD 5 5 2-5  | 1:38.810 |
| Final -                        |              |          |
| 6 41 Freddie POLAK             | NOT 1 3 3-1  | 1:48.047 |
| 7 107 Arty CLAREY              | NOT 2 2 2-2  | 1:41.250 |
| 8 79 Elliot BAKER              | NOT 3 1 3-3  | 1:41.581 |
| 9 188 Tai BAO                  | AYR 4 3-4    | 1:48.240 |
| 10 193 Alfie JOHNSTON          | ALD 5 4-5    | 1:57.105 |
| Final -                        |              |          |
| 11 293 Oliver SHERARD-BORNSHIN | ALT 1 4-1    | 1:59.000 |
| 12 220 Tom SMITH               | ALD DNS      |          |

**Results**

| Junior R | Boys R | Fin | 1500 Nr    | metre Name              | Semi Final | Group 1 Team | County | NT | Time            | Pnts      | Q | Remark |
|----------|--------|-----|------------|-------------------------|------------|--------------|--------|----|-----------------|-----------|---|--------|
| 5        | 1/2    | 1   | 265        | Adam HILL Jnr           |            | MOH          | ---    |    | 2:45.250        |           |   |        |
|          |        | 2   | 139        | Isaac RAIZADA           |            | NOT          | ---    |    | 2:45.402        |           |   |        |
|          |        | 3   | 107        | Arty CLAREY             |            | NOT          | ---    |    | 2:45.743        |           |   |        |
|          |        | 4   | 79         | Elliot BAKER            |            | NOT          | ---    |    | 2:52.845        |           |   |        |
|          |        | 5   | 293        | Oliver SHERARD-BORNSHIN |            | ALT          | ---    |    | 3:03.651        |           |   |        |
|          |        | 6   | 220        | Tom SMITH               |            | ALD          | ---    |    | 3:16.603        |           |   |        |
| 6        | 2/2    | 1   | 290        | Theo COLLINS            |            | ALD          | ---    |    | 2:35.514        |           |   |        |
|          |        | 2   | 37         | Willem MURRAY           |            | NOT          | ---    |    | 2:36.206        |           |   |        |
|          |        | 3   | 159        | Joseph ARMSTRONG        |            | ALD          | ---    |    | 2:37.877        |           |   |        |
|          |        | 4   | 41         | Freddie POLAK           |            | NOT          | ---    |    | 2:46.122        |           |   |        |
|          |        | 5   | 188        | Tai BAO                 |            | AYR          | ---    |    | 2:47.372        |           |   |        |
|          |        | 6   | 193        | Alfie JOHNSTON          |            | ALD          | ---    |    | 3:11.572        |           |   |        |
| Junior R | Boys R | Fin | 1500 Nr    | metre Name              | Final      | Group 2 Team | County | NT | Time            | Pnts      | Q | Remark |
| 14       | 1/1    | 1   | 79         | Elliot BAKER            |            | NOT          | ---    |    | 2:46.812        | 1         |   |        |
|          |        | 2   | 188        | Tai BAO                 |            | AYR          | ---    |    | 2:47.052        |           |   |        |
|          |        | 3   | 293        | Oliver SHERARD-BORNSHIN |            | ALT          | ---    |    | 3:03.481        |           |   |        |
|          |        | 4   | 220        | Tom SMITH               |            | ALD          | ---    |    | 3:04.728        |           |   |        |
|          |        | 5   | 193        | Alfie JOHNSTON          |            | ALD          | ---    |    | 0.000           |           |   | NT     |
| Junior R | Boys R | Fin | 1500 Nr    | metre Name              | Final      | Group 1 Team | County | NT | Time            | Pnts      | Q | Remark |
| 15       | 1/1    | 1   | <b>290</b> | <b>Theo COLLINS</b>     |            | <b>ALD</b>   | ---    |    | <b>2:36.507</b> | <b>34</b> |   |        |
|          |        | 2   | <b>265</b> | <b>Adam HILL Jnr</b>    |            | <b>MOH</b>   | ---    |    | <b>2:37.219</b> | <b>21</b> |   |        |
|          |        | 3   | <b>37</b>  | <b>Willem MURRAY</b>    |            | <b>NOT</b>   | ---    |    | <b>2:39.356</b> | <b>13</b> |   |        |
|          |        | 4   | <b>139</b> | <b>Isaac RAIZADA</b>    |            | <b>NOT</b>   | ---    |    | <b>2:43.452</b> | <b>8</b>  |   |        |
|          |        | 5   | <b>159</b> | <b>Joseph ARMSTRONG</b> |            | <b>ALD</b>   | ---    |    | <b>2:44.440</b> | <b>5</b>  |   |        |
|          |        | 6   | <b>107</b> | <b>Arty CLAREY</b>      |            | <b>NOT</b>   | ---    |    | <b>2:47.426</b> | <b>3</b>  |   |        |
|          |        | 7   | <b>41</b>  | <b>Freddie POLAK</b>    |            | <b>NOT</b>   | ---    |    | <b>2:54.885</b> | <b>2</b>  |   |        |

**Distance Classification 1500 metre Junior Boys**

| Final -                            | Fin      | Time     |
|------------------------------------|----------|----------|
| 1 290 Theo COLLINS ALD             | 1 34 1-1 | 2:35.514 |
| 2 265 Adam HILL Jnr MOH            | 2 21 1-2 | 2:37.219 |
| 3 37 Willem MURRAY NOT             | 3 13 2-3 | 2:36.206 |
| 4 139 Isaac RAIZADA NOT            | 4 8 2-4  | 2:43.452 |
| 5 159 Joseph ARMSTRONG ALD         | 5 5 3-5  | 2:37.877 |
| 6 107 Arty CLAREY NOT              | 6 3 3-6  | 2:45.743 |
| 7 41 Freddie POLAK NOT             | 7 2 4-7  | 2:46.122 |
| Final -                            | Fin      | Time     |
| 8 79 Elliot BAKER NOT              | 1 1 4-1  | 2:46.812 |
| 9 188 Tai BAO AYR                  | 2 5-2    | 2:47.052 |
| 10 293 Oliver SHERARD-BORNSHIN ALT | 3 5-3    | 3:03.481 |
| 11 220 Tom SMITH ALD               | 4 6-4    | 3:04.728 |
| 12 193 Alfie JOHNSTON ALD          | 5 6-5    | 3:11.572 |



# British Short Track Speed Skating Championships

Ice Sheffield

7th & 8th January 2023



## Overall Classification Junior Boys

|    |     |                         |     | FP | CDR |          | Time     |
|----|-----|-------------------------|-----|----|-----|----------|----------|
| 1  | 290 | Theo COLLINS            | ALD | 89 | 4   | 1-1-2    | 2:35.514 |
| 2  | 265 | Adam HILL Jnr           | MOH | 76 | 5   | 2-2-1    | 2:37.219 |
| 3  | 37  | Willem MURRAY           | NOT | 31 | 11  | 3-5-3    | 2:36.206 |
| 4  | 139 | Isaac RAIZADA           | NOT | 24 | 12  | 4-4-4    | 2:43.452 |
| 5  | 159 | Joseph ARMSTRONG        | ALD | 23 | 13  | 5-3-5    | 2:37.877 |
| 6  | 107 | Arty CLAREY             | NOT | 8  | 19  | 6-6-7    | 2:45.743 |
| 7  | 41  | Freddie POLAK           | NOT | 6  | 21  | 7-8-6    | 2:46.122 |
| 8  | 79  | Elliot BAKER            | NOT | 4  | 23  | 8-7-8    | 2:46.812 |
| 9  | 188 | Tai BAO                 | AYR |    | 29  | 9-11-9   | 2:47.052 |
| 10 | 293 | Oliver SHERARD-BORNSHIN | ALT |    | 30  | 10-9-11  | 3:03.481 |
| 11 | 220 | Tom SMITH               | ALD |    | 33  | 11-10-12 | 3:04.728 |
| 12 | 193 | Alfie JOHNSTON          | ALD |    | 34  | 12-12-10 | 3:11.572 |

## List of Competitors

### Women Junior Girls

|     |          |           |     |     |
|-----|----------|-----------|-----|-----|
| 4   | GRANT    | Hannah    | ALT | --- |
| 42  | HARRISON | Fiona     | SHF | --- |
| 70  | CAMERON  | Chloe     | AYR | --- |
| 133 | TILEKAR  | Tanisha   | MOH | --- |
| 262 | McKEE    | Lucy      | NOT | --- |
| 274 | HOYLAND  | Holly     | NOT | --- |
| 286 | HAYWARD  | Charlotte | MOH | --- |

## Results

| Women Junior Girls |     |     | 500 metre |                   | Semi Final |        | Group 1 |          |      |   |        |
|--------------------|-----|-----|-----------|-------------------|------------|--------|---------|----------|------|---|--------|
| R                  | R   | Fin | Nr        | Name              | Team       | County | NT      | Time     | Pnts | Q | Remark |
| 29                 | 1/2 | 1   | 274       | Holly HOYLAND     | NOT        | ---    |         | 49.556   |      |   |        |
|                    |     | 2   | 42        | Fiona HARRISON    | SHF        | ---    |         | 55.153   |      |   |        |
|                    |     | 3   | 4         | Hannah GRANT      | ALT        | ---    |         | 57.707   |      |   |        |
| 30                 | 2/2 | 1   | 286       | Charlotte HAYWARD | MOH        | ---    |         | 48.901   |      |   |        |
|                    |     | 2   | 70        | Chloe CAMERON     | AYR        | ---    |         | 49.816   |      |   |        |
|                    |     | 3   | 262       | Lucy McKEE        | NOT        | ---    |         | 58.926   |      |   |        |
|                    |     | 4   | 133       | Tanisha TILEKAR   | MOH        | ---    |         | 1:03.514 |      |   |        |

| Women Junior Girls |     |     | 500 metre |                 | Final |        | Group 2 |          |      |   |        |
|--------------------|-----|-----|-----------|-----------------|-------|--------|---------|----------|------|---|--------|
| R                  | R   | Fin | Nr        | Name            | Team  | County | NT      | Time     | Pnts | Q | Remark |
| 45                 | 1/1 | 1   | 262       | Lucy McKEE      | NOT   | ---    |         | 59.326   | 3    |   |        |
|                    |     | 2   | 133       | Tanisha TILEKAR | MOH   | ---    |         | 1:02.220 | 2    |   |        |

| Women Junior Girls |            |          | 500 metre  |                          | Final      |            | Group 1 |                 |           |   |        |
|--------------------|------------|----------|------------|--------------------------|------------|------------|---------|-----------------|-----------|---|--------|
| R                  | R          | Fin      | Nr         | Name                     | Team       | County     | NT      | Time            | Pnts      | Q | Remark |
| <b>46</b>          | <b>1/1</b> | <b>1</b> | <b>274</b> | <b>Holly HOYLAND</b>     | <b>NOT</b> | <b>---</b> |         | <b>47.757</b>   | <b>34</b> |   |        |
|                    |            | <b>2</b> | <b>286</b> | <b>Charlotte HAYWARD</b> | <b>MOH</b> | <b>---</b> |         | <b>47.894</b>   | <b>21</b> |   |        |
|                    |            | <b>3</b> | <b>42</b>  | <b>Fiona HARRISON</b>    | <b>SHF</b> | <b>---</b> |         | <b>54.099</b>   | <b>13</b> |   |        |
|                    |            | <b>4</b> | <b>4</b>   | <b>Hannah GRANT</b>      | <b>ALT</b> | <b>---</b> |         | <b>58.877</b>   | <b>8</b>  |   |        |
|                    |            | <b>5</b> | <b>70</b>  | <b>Chloe CAMERON</b>     | <b>AYR</b> | <b>---</b> |         | <b>1:17.824</b> | <b>5</b>  |   |        |

## Distance Classification 500 metre Women Junior Girls

|         |     |                   |     |   | Fin |     | Time     |  |  |
|---------|-----|-------------------|-----|---|-----|-----|----------|--|--|
| Final - |     |                   |     |   |     |     |          |  |  |
| 1       | 274 | Holly HOYLAND     | NOT | 1 | 34  | 1-1 | 47.757   |  |  |
| 2       | 286 | Charlotte HAYWARD | MOH | 2 | 21  | 1-2 | 47.894   |  |  |
| 3       | 42  | Fiona HARRISON    | SHF | 3 | 13  | 2-3 | 54.099   |  |  |
| 4       | 4   | Hannah GRANT      | ALT | 4 | 8   | 3-4 | 57.707   |  |  |
| 5       | 70  | Chloe CAMERON     | AYR | 5 | 5   | 2-5 | 49.816   |  |  |
| Final - |     |                   |     |   |     |     |          |  |  |
| 6       | 262 | Lucy McKEE        | NOT | 1 | 3   | 3-1 | 58.926   |  |  |
| 7       | 133 | Tanisha TILEKAR   | MOH | 2 | 2   | 4-2 | 1:02.220 |  |  |

## Results

| Women R   | Junior R   | Girls Fin | 1000 metre Nr | Name                     | Final | Group 1 Team | County | NT | Time            | Pnts      | Q | Remark |
|-----------|------------|-----------|---------------|--------------------------|-------|--------------|--------|----|-----------------|-----------|---|--------|
| <b>68</b> | <b>1/1</b> | <b>1</b>  | <b>274</b>    | <b>Holly HOYLAND</b>     |       | <b>NOT</b>   | ---    |    | <b>1:46.252</b> | <b>34</b> |   |        |
|           |            | <b>2</b>  | <b>286</b>    | <b>Charlotte HAYWARD</b> |       | <b>MOH</b>   | ---    |    | <b>1:48.037</b> | <b>21</b> |   |        |
|           |            | <b>3</b>  | <b>70</b>     | <b>Chloe CAMERON</b>     |       | <b>AYR</b>   | ---    |    | <b>1:48.312</b> | <b>13</b> |   |        |
|           |            | <b>4</b>  | <b>42</b>     | <b>Fiona HARRISON</b>    |       | <b>SHF</b>   | ---    |    | <b>1:54.707</b> | <b>8</b>  |   |        |
|           |            | <b>5</b>  | <b>4</b>      | <b>Hannah GRANT</b>      |       | <b>ALT</b>   | ---    |    | <b>2:02.167</b> | <b>5</b>  |   |        |
|           |            | <b>6</b>  | <b>262</b>    | <b>Lucy McKEE</b>        |       | <b>NOT</b>   | ---    |    | <b>2:05.551</b> | <b>3</b>  |   |        |
|           |            | <b>7</b>  | <b>133</b>    | <b>Tanisha TILEKAR</b>   |       | <b>MOH</b>   | ---    |    | <b>2:30.965</b> | <b>2</b>  |   |        |

## Distance Classification 1000 metre Women Junior Girls

| Final - |     |                   |  |     |  | Fin | Time     |
|---------|-----|-------------------|--|-----|--|-----|----------|
| 1       | 274 | Holly HOYLAND     |  | NOT |  | 1   | 1:46.252 |
| 2       | 286 | Charlotte HAYWARD |  | MOH |  | 2   | 1:48.037 |
| 3       | 70  | Chloe CAMERON     |  | AYR |  | 3   | 1:48.312 |
| 4       | 42  | Fiona HARRISON    |  | SHF |  | 4   | 1:54.707 |
| 5       | 4   | Hannah GRANT      |  | ALT |  | 5   | 2:02.167 |
| 6       | 262 | Lucy McKEE        |  | NOT |  | 6   | 2:05.551 |
| 7       | 133 | Tanisha TILEKAR   |  | MOH |  | 7   | 2:30.965 |

## Results

| Women R   | Junior R   | Girls Fin | 1500 metre Nr | Name                     | Final | Group 1 Team | County | NT | Time            | Pnts      | Q | Remark |
|-----------|------------|-----------|---------------|--------------------------|-------|--------------|--------|----|-----------------|-----------|---|--------|
| <b>16</b> | <b>1/1</b> | <b>1</b>  | <b>274</b>    | <b>Holly HOYLAND</b>     |       | <b>NOT</b>   | ---    |    | <b>3:00.214</b> | <b>34</b> |   |        |
|           |            | <b>2</b>  | <b>286</b>    | <b>Charlotte HAYWARD</b> |       | <b>MOH</b>   | ---    |    | <b>3:01.177</b> | <b>21</b> |   |        |
|           |            | <b>3</b>  | <b>70</b>     | <b>Chloe CAMERON</b>     |       | <b>AYR</b>   | ---    |    | <b>3:03.162</b> | <b>13</b> |   |        |
|           |            | <b>4</b>  | <b>42</b>     | <b>Fiona HARRISON</b>    |       | <b>SHF</b>   | ---    |    | <b>3:11.112</b> | <b>8</b>  |   |        |
|           |            | <b>5</b>  | <b>4</b>      | <b>Hannah GRANT</b>      |       | <b>ALT</b>   | ---    |    | <b>3:14.077</b> | <b>5</b>  |   |        |
|           |            | <b>6</b>  | <b>262</b>    | <b>Lucy McKEE</b>        |       | <b>NOT</b>   | ---    |    | <b>3:17.648</b> | <b>3</b>  |   |        |
|           |            | <b>7</b>  | <b>133</b>    | <b>Tanisha TILEKAR</b>   |       | <b>MOH</b>   | ---    |    | <b>3:35.893</b> | <b>2</b>  |   |        |

## Distance Classification 1500 metre Women Junior Girls

| Final - |     |                   |  |     |  | Fin | Time     |
|---------|-----|-------------------|--|-----|--|-----|----------|
| 1       | 274 | Holly HOYLAND     |  | NOT |  | 1   | 3:00.214 |
| 2       | 286 | Charlotte HAYWARD |  | MOH |  | 2   | 3:01.177 |
| 3       | 70  | Chloe CAMERON     |  | AYR |  | 3   | 3:03.162 |
| 4       | 42  | Fiona HARRISON    |  | SHF |  | 4   | 3:11.112 |
| 5       | 4   | Hannah GRANT      |  | ALT |  | 5   | 3:14.077 |
| 6       | 262 | Lucy McKEE        |  | NOT |  | 6   | 3:17.648 |
| 7       | 133 | Tanisha TILEKAR   |  | MOH |  | 7   | 3:35.893 |

## Overall Classification Women Junior Girls

|   |     |                   |  |     |  | FP  | CDR | Time              |
|---|-----|-------------------|--|-----|--|-----|-----|-------------------|
| 1 | 274 | Holly HOYLAND     |  | NOT |  | 102 | 3   | 1-1-1<br>3:00.214 |
| 2 | 286 | Charlotte HAYWARD |  | MOH |  | 63  | 6   | 2-2-2<br>3:01.177 |
| 3 | 70  | Chloe CAMERON     |  | AYR |  | 31  | 11  | 3-5-3<br>3:03.162 |
| 4 | 42  | Fiona HARRISON    |  | SHF |  | 29  | 11  | 4-3-4<br>3:11.112 |
| 5 | 4   | Hannah GRANT      |  | ALT |  | 18  | 14  | 5-4-5<br>3:14.077 |
| 6 | 262 | Lucy McKEE        |  | NOT |  | 9   | 18  | 6-6-6<br>3:17.648 |
| 7 | 133 | Tanisha TILEKAR   |  | MOH |  | 6   | 21  | 7-7-7<br>3:35.893 |

## List of Competitors

### Junior Girls

|     |         |         |     |     |
|-----|---------|---------|-----|-----|
| 70  | CAMERON | Chloe   | AYR | --- |
| 133 | TILEKAR | Tanisha | MOH | --- |
| 262 | McKEE   | Lucy    | NOT | --- |

## Results

| Junior Girls R | Fin        | 1000 metre Nr | Name       | Final                  | Group 1 Team | County | NT | Time            | Pnts      | Q | Remark |
|----------------|------------|---------------|------------|------------------------|--------------|--------|----|-----------------|-----------|---|--------|
| <b>79</b>      | <b>1/1</b> | <b>1</b>      | <b>70</b>  | <b>Chloe CAMERON</b>   | <b>AYR</b>   | ---    |    | <b>2:02.068</b> | <b>34</b> |   |        |
|                |            | <b>2</b>      | <b>262</b> | <b>Lucy McKEE</b>      | <b>NOT</b>   | ---    |    | <b>2:21.816</b> | <b>21</b> |   |        |
|                |            | <b>3</b>      | <b>133</b> | <b>Tanisha TILEKAR</b> | <b>MOH</b>   | ---    |    | <b>2:42.723</b> | <b>13</b> |   |        |

## Overall Classification Junior Girls

|   |     |                 |     |  | FP | CDR |       | Time     |
|---|-----|-----------------|-----|--|----|-----|-------|----------|
| 1 | 70  | Chloe CAMERON   | AYR |  | 65 | 3   | 1-1-1 | 3:03.162 |
| 2 | 262 | Lucy McKEE      | NOT |  | 30 | 6   | 2-2-2 | 3:17.648 |
| 3 | 133 | Tanisha TILEKAR | MOH |  | 19 | 9   | 3-3-3 | 3:35.893 |

## List of Competitors

### Women

|     |          |           |     |     |
|-----|----------|-----------|-----|-----|
| 4   | GRANT    | Hannah    | ALT | --- |
| 42  | HARRISON | Fiona     | SHF | --- |
| 274 | HOYLAND  | Holly     | NOT | --- |
| 286 | HAYWARD  | Charlotte | MOH | --- |

## Results

| Women R   | R          | Fin      | 1000 metre Nr | Name                     | Final      | Group 1 Team | County | NT | Time            | Pnts      | Q | Remark |
|-----------|------------|----------|---------------|--------------------------|------------|--------------|--------|----|-----------------|-----------|---|--------|
| <b>83</b> | <b>1/1</b> | <b>1</b> | <b>274</b>    | <b>Holly HOYLAND</b>     | <b>NOT</b> | ---          |        |    | <b>1:45.569</b> | <b>34</b> |   |        |
|           |            | <b>2</b> | <b>286</b>    | <b>Charlotte HAYWARD</b> | <b>MOH</b> | ---          |        |    | <b>1:47.904</b> | <b>21</b> |   |        |
|           |            | <b>3</b> | <b>42</b>     | <b>Fiona HARRISON</b>    | <b>SHF</b> | ---          |        |    | <b>1:53.205</b> | <b>13</b> |   |        |
|           |            | <b>4</b> | <b>4</b>      | <b>Hannah GRANT</b>      | <b>ALT</b> | ---          |        |    | <b>2:02.889</b> | <b>8</b>  |   |        |

## Overall Classification Women

|   |     |                   |     |  | FP  | CDR |       | Time     |
|---|-----|-------------------|-----|--|-----|-----|-------|----------|
| 1 | 274 | Holly HOYLAND     | NOT |  | 136 | 3   | 1-1-1 | 3:00.214 |
| 2 | 286 | Charlotte HAYWARD | MOH |  | 84  | 6   | 2-2-2 | 3:01.177 |
| 3 | 42  | Fiona HARRISON    | SHF |  | 42  | 9   | 3-3-3 | 3:11.112 |
| 4 | 4   | Hannah GRANT      | ALT |  | 26  | 12  | 4-4-4 | 3:14.077 |

## List of Competitors

### Masters

|     |           |        |     |     |
|-----|-----------|--------|-----|-----|
| 33  | WRIGHT    | Keith  | SHF | --- |
| 102 | JONES     | Ben    | ALD | --- |
| 127 | HOPPER    | Julian | AYR | --- |
| 138 | PERKINS   | Kay    | ALD | --- |
| 140 | MURRAY    | Chris  | NOT | --- |
| 162 | HILL Snr  | Adam   | MOH | --- |
| 165 | HUMBER    | Steve  | MOH | --- |
| 177 | O'DEA     | Mick   | SHF | --- |
| 186 | WRIGHT    | Frazer | SHF | --- |
| 298 | BRANAGHAN | Julia  | ALD | --- |

## Results

| Masters |     | 500 metre |     |                      | Semi Final | Group 1    |        |    |               |           |   |           |
|---------|-----|-----------|-----|----------------------|------------|------------|--------|----|---------------|-----------|---|-----------|
| R       | R   | Fin       | Nr  | Name                 |            | Team       | County | NT | Time          | Pnts      | Q | Remark    |
| 24      | 1/2 | 1         | 102 | Ben JONES            |            | ALD        | ---    |    | 49.737        |           |   |           |
|         |     | 2         | 165 | Steve HUMBER         |            | MOH        | ---    |    | 54.081        |           |   |           |
|         |     | 3         | 127 | Julian HOPPER        |            | AYR        | ---    |    | 1:00.615      |           |   |           |
|         |     | 4         | 162 | Adam HILL Snr        |            | MOH        | ---    |    | 1:00.830      |           |   |           |
|         |     | DNF       | 298 | Julia BRANAGHAN      |            | ALD        | ---    |    |               |           |   | NO FINISH |
| 25      | 2/2 | 1         | 186 | Frazer WRIGHT        |            | SHF        | ---    |    | 55.214        |           |   |           |
|         |     | 2         | 140 | Chris MURRAY         |            | NOT        | ---    |    | 55.976        |           |   |           |
|         |     | 3         | 33  | Keith WRIGHT         |            | SHF        | ---    |    | 56.989        |           |   |           |
|         |     | 4         | 138 | Kay PERKINS          |            | ALD        | ---    |    | 1:01.916      |           |   |           |
|         |     | 5         | 177 | Mick O'DEA           |            | SHF        | ---    |    | 0.000         |           |   | NTE       |
| Masters |     | 500 metre |     |                      | Final      | Group 2    |        |    |               |           |   |           |
| R       | R   | Fin       | Nr  | Name                 |            | Team       | County | NT | Time          | Pnts      | Q | Remark    |
| 40      | 1/1 | 1         | 127 | Julian HOPPER        |            | AYR        | ---    |    | 1:03.840      | 3         |   |           |
|         |     | 2         | 177 | Mick O'DEA           |            | SHF        | ---    |    | 1:06.381      | 2         |   |           |
|         |     | 3         | 298 | Julia BRANAGHAN      |            | ALD        | ---    |    | 1:13.116      | 1         |   |           |
|         |     | 4         | 162 | Adam HILL Snr        |            | MOH        | ---    |    | 1:26.837      |           |   |           |
|         |     | 5         | 138 | Kay PERKINS          |            | ALD        | ---    |    | 1:54.415      |           |   |           |
| Masters |     | 500 metre |     |                      | Final      | Group 1    |        |    |               |           |   |           |
| R       | R   | Fin       | Nr  | Name                 |            | Team       | County | NT | Time          | Pnts      | Q | Remark    |
| 41      | 1/1 | 1         | 186 | <b>Frazer WRIGHT</b> |            | <b>SHF</b> | ---    |    | <b>48.826</b> | <b>34</b> |   |           |
|         |     | 2         | 102 | <b>Ben JONES</b>     |            | <b>ALD</b> | ---    |    | <b>48.836</b> | <b>21</b> |   |           |
|         |     | 3         | 165 | <b>Steve HUMBER</b>  |            | <b>MOH</b> | ---    |    | <b>53.655</b> | <b>13</b> |   |           |
|         |     | 4         | 33  | <b>Keith WRIGHT</b>  |            | <b>SHF</b> | ---    |    | <b>55.428</b> | <b>8</b>  |   |           |
|         |     | 5         | 140 | <b>Chris MURRAY</b>  |            | <b>NOT</b> | ---    |    | <b>55.598</b> | <b>5</b>  |   |           |

## Distance Classification 500 metre Masters

|         |     |                 |     | Fin |    | Time |          |
|---------|-----|-----------------|-----|-----|----|------|----------|
| Final - |     |                 |     |     |    |      |          |
| 1       | 186 | Frazer WRIGHT   | SHF | 1   | 34 | 1-1  | 48.826   |
| 2       | 102 | Ben JONES       | ALD | 2   | 21 | 1-2  | 48.836   |
| 3       | 165 | Steve HUMBER    | MOH | 3   | 13 | 2-3  | 53.655   |
| 4       | 33  | Keith WRIGHT    | SHF | 4   | 8  | 3-4  | 55.428   |
| 5       | 140 | Chris MURRAY    | NOT | 5   | 5  | 2-5  | 55.598   |
| Final - |     |                 |     |     |    |      |          |
| 6       | 127 | Julian HOPPER   | AYR | 1   | 3  | 3-1  | 1:00.615 |
| 7       | 177 | Mick O'DEA      | SHF | 2   | 2  | 5-2  | 1:06.381 |
| 8       | 298 | Julia BRANAGHAN | ALD | 3   | 1  | 3    | 1:13.116 |
| 9       | 162 | Adam HILL Snr   | MOH | 4   |    | 4-4  | 1:00.830 |
| 10      | 138 | Kay PERKINS     | ALD | 5   |    | 4-5  | 1:01.916 |

**Results**

| Masters R | R          | Fin      | 777 metre Nr | Name                 | Semi Final | Group 1 Team | County | NT | Time            | Pnts      | Q | Remark    |
|-----------|------------|----------|--------------|----------------------|------------|--------------|--------|----|-----------------|-----------|---|-----------|
| 57        | 1/2        | 1        | 102          | Ben JONES            |            | ALD          | ---    |    | 1:27.015        |           |   |           |
|           |            | 2        | 165          | Steve HUMBER         |            | MOH          | ---    |    | 1:30.217        |           |   |           |
|           |            | 3        | 127          | Julian HOPPER        |            | AYR          | ---    |    | 1:34.980        |           |   |           |
|           |            | 4        | 162          | Adam HILL Snr        |            | MOH          | ---    |    | 1:35.086        |           |   |           |
|           |            | 5        | 298          | Julia BRANAGHAN      |            | ALD          | ---    |    | 0.000           |           |   | NTE       |
| 58        | 2/2        | 1        | 186          | Frazer WRIGHT        |            | SHF          | ---    |    | 1:29.404        |           |   |           |
|           |            | 2        | 140          | Chris MURRAY         |            | NOT          | ---    |    | 1:30.950        |           |   |           |
|           |            | 3        | 33           | Keith WRIGHT         |            | SHF          | ---    |    | 1:31.717        |           |   |           |
|           |            | 4        | 177          | Mick O'DEA           |            | SHF          | ---    |    | 1:36.179        |           |   |           |
|           |            | 5        | 138          | Kay PERKINS          |            | ALD          | ---    |    | 1:36.204        |           |   |           |
| Masters R | R          | Fin      | 777 metre Nr | Name                 | Final      | Group 2 Team | County | NT | Time            | Pnts      | Q | Remark    |
| 63        | 1/1        | 1        | 127          | Julian HOPPER        |            | AYR          | ---    |    | 1:34.731        | 3         |   |           |
|           |            | 2        | 162          | Adam HILL Snr        |            | MOH          | ---    |    | 1:34.739        | 2         |   |           |
|           |            | 3        | 138          | Kay PERKINS          |            | ALD          | ---    |    | 1:42.205        | 1         |   |           |
|           |            | 4        | 298          | Julia BRANAGHAN      |            | ALD          | ---    |    | 0.000           |           |   | NT        |
|           |            | DNF      | 177          | Mick O'DEA           |            | SHF          | ---    |    |                 |           |   | NO FINISH |
| Masters R | R          | Fin      | 777 metre Nr | Name                 | Final      | Group 1 Team | County | NT | Time            | Pnts      | Q | Remark    |
| <b>64</b> | <b>1/1</b> | <b>1</b> | <b>186</b>   | <b>Frazer WRIGHT</b> |            | <b>SHF</b>   | ---    |    | <b>1:20.980</b> | <b>34</b> |   |           |
|           |            | <b>2</b> | <b>102</b>   | <b>Ben JONES</b>     |            | <b>ALD</b>   | ---    |    | <b>1:21.147</b> | <b>21</b> |   |           |
|           |            | <b>3</b> | <b>165</b>   | <b>Steve HUMBER</b>  |            | <b>MOH</b>   | ---    |    | <b>1:25.617</b> | <b>13</b> |   |           |
|           |            | <b>4</b> | <b>33</b>    | <b>Keith WRIGHT</b>  |            | <b>SHF</b>   | ---    |    | <b>1:28.725</b> | <b>8</b>  |   |           |
|           |            | <b>5</b> | <b>140</b>   | <b>Chris MURRAY</b>  |            | <b>NOT</b>   | ---    |    | <b>1:28.892</b> | <b>5</b>  |   |           |

**Distance Classification 777 metre Masters**

| Final -                   | Fin   | Time         |
|---------------------------|-------|--------------|
| 1 186 Frazer WRIGHT SHF   | 1 34  | 1-1 1:20.980 |
| 2 102 Ben JONES ALD       | 2 21  | 1-2 1:21.147 |
| 3 165 Steve HUMBER MOH    | 3 13  | 2-3 1:25.617 |
| 4 33 Keith WRIGHT SHF     | 4 8   | 3-4 1:28.725 |
| 5 140 Chris MURRAY NOT    | 5 5   | 2-5 1:28.892 |
| Final -                   | Fin   | Time         |
| 6 127 Julian HOPPER AYR   | 1 3   | 3-1 1:34.731 |
| 7 162 Adam HILL Snr MOH   | 2 2   | 4-2 1:34.739 |
| 8 138 Kay PERKINS ALD     | 3 1   | 5-3 1:36.204 |
| 9 298 Julia BRANAGHAN ALD | 4     | 5-4          |
| 10 177 Mick O'DEA SHF     | DNF 4 | 1:36.179     |



**Results**

| Masters R | R          | Fin      | Nr         | 1000 metre Name      | Semi Final | Group 1 Team | County | NT | Time            | Pnts      | Q | Remark |
|-----------|------------|----------|------------|----------------------|------------|--------------|--------|----|-----------------|-----------|---|--------|
| 3         | 1/2        | 1        | 186        | Frazer WRIGHT        |            | SHF          | ---    |    | 1:52.077        |           |   |        |
|           |            | 2        | 102        | Ben JONES            |            | ALD          | ---    |    | 1:52.413        |           |   |        |
|           |            | 3        | 140        | Chris MURRAY         |            | NOT          | ---    |    | 2:01.576        |           |   |        |
|           |            | 4        | 162        | Adam HILL Snr        |            | MOH          | ---    |    | 2:02.986        |           |   |        |
|           |            | 5        | 298        | Julia BRANAGHAN      |            | ALD          | ---    |    | 2:18.974        |           |   |        |
| 4         | 2/2        | 1        | 165        | Steve HUMBER         |            | MOH          | ---    |    | 1:56.207        |           |   |        |
|           |            | 2        | 33         | Keith WRIGHT         |            | SHF          | ---    |    | 2:00.710        |           |   |        |
|           |            | 3        | 127        | Julian HOPPER        |            | AYR          | ---    |    | 2:03.690        |           |   |        |
|           |            | 4        | 138        | Kay PERKINS          |            | ALD          | ---    |    | 2:06.191        |           |   |        |
|           |            | 5        | 177        | Mick O'DEA           |            | SHF          | ---    |    | 2:16.051        |           |   |        |
| Masters R | R          | Fin      | Nr         | 1000 metre Name      | Final      | Group 2 Team | County | NT | Time            | Pnts      | Q | Remark |
| 12        | 1/1        | 1        | 162        | Adam HILL Snr        |            | MOH          | ---    |    | 2:03.104        | 3         |   |        |
|           |            | 2        | 127        | Julian HOPPER        |            | AYR          | ---    |    | 2:04.436        | 2         |   |        |
|           |            | 3        | 138        | Kay PERKINS          |            | ALD          | ---    |    | 2:07.738        | 1         |   |        |
|           |            | 4        | 177        | Mick O'DEA           |            | SHF          | ---    |    | 2:15.174        |           |   |        |
|           |            | 5        | 298        | Julia BRANAGHAN      |            | ALD          | ---    |    | 2:34.566        |           |   |        |
| Masters R | R          | Fin      | Nr         | 1000 metre Name      | Final      | Group 1 Team | County | NT | Time            | Pnts      | Q | Remark |
| <b>13</b> | <b>1/1</b> | <b>1</b> | <b>186</b> | <b>Frazer WRIGHT</b> |            | <b>SHF</b>   | ---    |    | <b>1:48.034</b> | <b>34</b> |   |        |
|           |            | <b>2</b> | <b>102</b> | <b>Ben JONES</b>     |            | <b>ALD</b>   | ---    |    | <b>1:49.171</b> | <b>21</b> |   |        |
|           |            | <b>3</b> | <b>165</b> | <b>Steve HUMBER</b>  |            | <b>MOH</b>   | ---    |    | <b>1:53.016</b> | <b>13</b> |   |        |
|           |            | <b>4</b> | <b>33</b>  | <b>Keith WRIGHT</b>  |            | <b>SHF</b>   | ---    |    | <b>1:58.550</b> | <b>8</b>  |   |        |
|           |            | <b>5</b> | <b>140</b> | <b>Chris MURRAY</b>  |            | <b>NOT</b>   | ---    |    | <b>1:59.507</b> | <b>5</b>  |   |        |

**Distance Classification 1000 metre Masters**

| Final -                    | Fin      | Time     |
|----------------------------|----------|----------|
| 1 186 Frazer WRIGHT SHF    | 1 34 1-1 | 1:48.034 |
| 2 102 Ben JONES ALD        | 2 21 2-2 | 1:49.171 |
| 3 165 Steve HUMBER MOH     | 3 13 1-3 | 1:53.016 |
| 4 33 Keith WRIGHT SHF      | 4 8 2-4  | 1:58.550 |
| 5 140 Chris MURRAY NOT     | 5 5 3-5  | 1:59.507 |
| Final -                    | Fin      | Time     |
| 6 162 Adam HILL Snr MOH    | 1 3 4-1  | 2:02.986 |
| 7 127 Julian HOPPER AYR    | 2 2 3-2  | 2:03.690 |
| 8 138 Kay PERKINS ALD      | 3 1 4-3  | 2:06.191 |
| 9 177 Mick O'DEA SHF       | 4 5-4    | 2:15.174 |
| 10 298 Julia BRANAGHAN ALD | 5 5-5    | 2:18.974 |

**Overall Classification Masters**

|                            | FP  | CDR | Time   |
|----------------------------|-----|-----|--------|
| 1 186 Frazer WRIGHT SHF    | 102 | 3   | 1-1-1  |
| 2 102 Ben JONES ALD        | 63  | 6   | 2-2-2  |
| 3 165 Steve HUMBER MOH     | 39  | 9   | 3-3-3  |
| 4 33 Keith WRIGHT SHF      | 24  | 12  | 4-4-4  |
| 5 140 Chris MURRAY NOT     | 15  | 15  | 5-5-5  |
| 6 127 Julian HOPPER AYR    | 8   | 19  | 7-6-6  |
| 7 162 Adam HILL Snr MOH    | 5   | 22  | 6-9-7  |
| 8 177 Mick O'DEA SHF       | 2   | 26  | 9-7-10 |
| 9 138 Kay PERKINS ALD      | 2   | 26  | 8-10-8 |
| 10 298 Julia BRANAGHAN ALD | 1   | 27  | 10-8-9 |

## List of Competitors

### Master under 50

|     |        |        |     |     |
|-----|--------|--------|-----|-----|
| 102 | JONES  | Ben    | ALD | --- |
| 127 | HOPPER | Julian | AYR | --- |
| 140 | MURRAY | Chris  | NOT | --- |
| 186 | WRIGHT | Frazer | SHF | --- |

## Results

| Master under 50 |            |          |            | 777 metre            |  | Final      | Group 1 |  | NT | Time            | Pnts      | Q | Remark |
|-----------------|------------|----------|------------|----------------------|--|------------|---------|--|----|-----------------|-----------|---|--------|
| R               | R          | Fin      | Nr         | Name                 |  | Team       | County  |  |    |                 |           |   |        |
| <b>77</b>       | <b>1/1</b> | <b>1</b> | <b>102</b> | <b>Ben JONES</b>     |  | <b>ALD</b> | ---     |  |    | <b>1:17.998</b> | <b>34</b> |   |        |
|                 |            | <b>2</b> | <b>186</b> | <b>Frazer WRIGHT</b> |  | <b>SHF</b> | ---     |  |    | <b>1:18.007</b> | <b>21</b> |   |        |
|                 |            | <b>3</b> | <b>140</b> | <b>Chris MURRAY</b>  |  | <b>NOT</b> | ---     |  |    | <b>1:32.222</b> | <b>13</b> |   |        |
|                 |            | <b>4</b> | <b>127</b> | <b>Julian HOPPER</b> |  | <b>AYR</b> | ---     |  |    | <b>1:34.878</b> | <b>8</b>  |   |        |

## Overall Classification Master under 50

|   |     |               |     |  | FP  | CDR | Time              |
|---|-----|---------------|-----|--|-----|-----|-------------------|
| 1 | 186 | Frazer WRIGHT | SHF |  | 123 | 4   | 1-1-2<br>1:48.034 |
| 2 | 102 | Ben JONES     | ALD |  | 97  | 5   | 2-2-1<br>1:49.171 |
| 3 | 140 | Chris MURRAY  | NOT |  | 28  | 9   | 3-3-3<br>1:59.507 |
| 4 | 127 | Julian HOPPER | AYR |  | 16  | 12  | 4-4-4<br>2:03.690 |

## List of Competitors

### Master 50 plus

|     |           |       |     |     |
|-----|-----------|-------|-----|-----|
| 33  | WRIGHT    | Keith | SHF | --- |
| 138 | PERKINS   | Kay   | ALD | --- |
| 162 | HILL Snr  | Adam  | MOH | --- |
| 165 | HUMBER    | Steve | MOH | --- |
| 177 | O'DEA     | Mick  | SHF | --- |
| 298 | BRANAGHAN | Julia | ALD | --- |

## Results

| Master 50 plus |            |          |            | 777 metre              |  | Final      | Group 1 |  | NT | Time            | Pnts      | Q | Remark         |
|----------------|------------|----------|------------|------------------------|--|------------|---------|--|----|-----------------|-----------|---|----------------|
| R              | R          | Fin      | Nr         | Name                   |  | Team       | County  |  |    |                 |           |   |                |
| <b>78</b>      | <b>1/1</b> | <b>1</b> | <b>165</b> | <b>Steve HUMBER</b>    |  | <b>MOH</b> | ---     |  |    | <b>1:27.071</b> | <b>34</b> |   |                |
|                |            | <b>2</b> | <b>33</b>  | <b>Keith WRIGHT</b>    |  | <b>SHF</b> | ---     |  |    | <b>1:32.376</b> | <b>21</b> |   |                |
|                |            | <b>3</b> | <b>162</b> | <b>Adam HILL Snr</b>   |  | <b>MOH</b> | ---     |  |    | <b>1:36.565</b> | <b>13</b> |   |                |
|                |            | <b>4</b> | <b>138</b> | <b>Kay PERKINS</b>     |  | <b>ALD</b> | ---     |  |    | <b>1:41.617</b> | <b>8</b>  |   |                |
|                |            | <b>5</b> | <b>298</b> | <b>Julia BRANAGHAN</b> |  | <b>ALD</b> | ---     |  |    | <b>1:48.372</b> | <b>5</b>  |   |                |
|                |            | <b>P</b> | <b>177</b> | <b>Mick O'DEA</b>      |  | <b>SHF</b> | ---     |  |    |                 |           |   | <b>Penalty</b> |

## Overall Classification Master 50 plus

|   |     |                 |     |  | FP | CDR | Time              |
|---|-----|-----------------|-----|--|----|-----|-------------------|
| 1 | 165 | Steve HUMBER    | MOH |  | 73 | 3   | 1-1-1<br>1:53.016 |
| 2 | 33  | Keith WRIGHT    | SHF |  | 45 | 6   | 2-2-2<br>1:58.550 |
| 3 | 162 | Adam HILL Snr   | MOH |  | 18 | 11  | 3-5-3<br>2:02.986 |
| 4 | 138 | Kay PERKINS     | ALD |  | 10 | 14  | 4-6-4<br>2:06.191 |
| 5 | 298 | Julia BRANAGHAN | ALD |  | 6  | 15  | 6-4-5<br>2:18.974 |
| 6 | 177 | Mick O'DEA      | SHF |  | 2  | 14  | 5-3-6<br>2:15.174 |

List of Competitors

Men

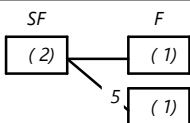
|     |          |         |     |     |
|-----|----------|---------|-----|-----|
| 7   | DUNCAN   | Lloyd   | ALD | --- |
| 15  | GARDNER  | Matt    | SHF | --- |
| 68  | TAYLOR   | Euan    | AYR | --- |
| 100 | DAIOS    | George  | AYR | --- |
| 104 | MARSHALL | Brandon | SHF | --- |
| 212 | TREACY   | Ethan   | MOH | --- |
| 250 | TREACY   | Niall   | MOH | --- |

QUALIFYING

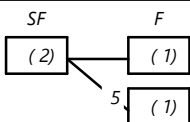
Men 1500 ( 7 competitors)



Men 1000 ( 7 competitors)



Men 500 ( 7 competitors)



Results

| Men | R   | Fin                     | Nr  | 500 metre Name   | Semi Final | Group 1 | Team | County        | NT       | Time   | Pnts | Q | Remark |    |     |   |     |                     |  |            |     |  |  |               |           |  |  |
|-----|-----|-------------------------|-----|------------------|------------|---------|------|---------------|----------|--------|------|---|--------|----|-----|---|-----|---------------------|--|------------|-----|--|--|---------------|-----------|--|--|
| 31  | 1/2 | 1                       | 250 | Niall TREACY     |            | MOH     | ---  |               |          | 44.405 |      |   |        |    |     |   |     |                     |  |            |     |  |  |               |           |  |  |
|     |     | 2                       | 15  | Matt GARDNER     |            | SHF     | ---  |               |          | 44.917 |      |   |        |    |     |   |     |                     |  |            |     |  |  |               |           |  |  |
|     |     | 3                       | 68  | Euan TAYLOR      |            | AYR     | ---  |               |          | 45.742 |      |   |        |    |     |   |     |                     |  |            |     |  |  |               |           |  |  |
| 32  | 2/2 | 1                       | 212 | Ethan TREACY     |            | MOH     | ---  |               |          | 44.689 |      |   |        |    |     |   |     |                     |  |            |     |  |  |               |           |  |  |
|     |     | 2                       | 104 | Brandon MARSHALL |            | SHF     | ---  |               |          | 45.025 |      |   |        |    |     |   |     |                     |  |            |     |  |  |               |           |  |  |
|     |     | 3                       | 100 | George DAIOS     |            | AYR     | ---  |               |          | 51.322 |      |   |        |    |     |   |     |                     |  |            |     |  |  |               |           |  |  |
|     |     | 4                       | 7   | Lloyd DUNCAN     |            | ALD     | ---  |               |          | 52.999 |      |   |        |    |     |   |     |                     |  |            |     |  |  |               |           |  |  |
| Men | R   | Fin                     | Nr  | 500 metre Name   | Final      | Group 2 | Team | County        | NT       | Time   | Pnts | Q | Remark |    |     |   |     |                     |  |            |     |  |  |               |           |  |  |
|     |     |                         |     |                  |            |         |      |               |          |        |      |   |        |    |     |   |     |                     |  |            |     |  |  |               |           |  |  |
| 47  | 1/1 | 1                       | 100 | George DAIOS     |            | AYR     | ---  |               |          | 51.932 | 3    |   |        |    |     |   |     |                     |  |            |     |  |  |               |           |  |  |
|     |     | 2                       | 7   | Lloyd DUNCAN     |            | ALD     | ---  |               |          | 53.660 | 2    |   |        |    |     |   |     |                     |  |            |     |  |  |               |           |  |  |
| Men | R   | Fin                     | Nr  | 500 metre Name   | Final      | Group 1 | Team | County        | NT       | Time   | Pnts | Q | Remark |    |     |   |     |                     |  |            |     |  |  |               |           |  |  |
|     |     |                         |     |                  |            |         |      |               |          |        |      |   |        |    |     |   |     |                     |  |            |     |  |  |               |           |  |  |
|     |     |                         |     |                  |            |         |      |               |          |        |      |   |        | 48 | 1/1 | 1 | 250 | <b>Niall TREACY</b> |  | <b>MOH</b> | --- |  |  | <b>43.074</b> | <b>34</b> |  |  |
|     |     |                         |     |                  |            |         |      |               |          |        |      |   |        |    |     | 2 | 212 | <b>Ethan TREACY</b> |  | <b>MOH</b> | --- |  |  | <b>43.178</b> | <b>21</b> |  |  |
|     |     |                         |     |                  |            |         |      |               |          |        |      |   |        |    |     | 3 | 15  | <b>Matt GARDNER</b> |  | <b>SHF</b> | --- |  |  | <b>44.708</b> | <b>13</b> |  |  |
| 4   | 104 | <b>Brandon MARSHALL</b> |     | <b>SHF</b>       | ---        |         |      | <b>45.022</b> | <b>8</b> |        |      |   |        |    |     |   |     |                     |  |            |     |  |  |               |           |  |  |
| 5   | 68  | <b>Euan TAYLOR</b>      |     | <b>AYR</b>       | ---        |         |      | <b>45.550</b> | <b>5</b> |        |      |   |        |    |     |   |     |                     |  |            |     |  |  |               |           |  |  |

### Distance Classification 500 metre Men

|         |     |                  |     | Fin |    |     | Time   |
|---------|-----|------------------|-----|-----|----|-----|--------|
| Final - |     |                  |     |     |    |     |        |
| 1       | 250 | Niall TREACY     | MOH | 1   | 34 | 1-1 | 43.074 |
| 2       | 212 | Ethan TREACY     | MOH | 2   | 21 | 1-2 | 43.178 |
| 3       | 15  | Matt GARDNER     | SHF | 3   | 13 | 2-3 | 44.708 |
| 4       | 104 | Brandon MARSHALL | SHF | 4   | 8  | 2-4 | 45.022 |
| 5       | 68  | Euan TAYLOR      | AYR | 5   | 5  | 3-5 | 45.550 |
| Final - |     |                  |     |     |    |     |        |
| 6       | 100 | George DAIOS     | AYR | 1   | 3  | 3-1 | 51.322 |
| 7       | 7   | Lloyd DUNCAN     | ALD | 2   | 2  | 4-2 | 52.999 |

### Results

| Men       | R          | R        | Fin        | Nr                      | 1000 metre Name | Semi Final | Group 1 Team | County | NT | Time            | Pnts      | Q | Remark |
|-----------|------------|----------|------------|-------------------------|-----------------|------------|--------------|--------|----|-----------------|-----------|---|--------|
| 69        | 1/2        | 1        | 250        | Niall TREACY            | MOH             | ---        |              |        |    | 1:41.036        |           |   |        |
|           |            | 2        | 15         | Matt GARDNER            | SHF             | ---        |              |        |    | 1:41.116        |           |   |        |
|           |            | 3        | 100        | George DAIOS            | AYR             | ---        |              |        |    | 1:53.222        |           |   |        |
| 70        | 2/2        | 1        | 212        | Ethan TREACY            | MOH             | ---        |              |        |    | 1:38.633        |           |   |        |
|           |            | 2        | 104        | Brandon MARSHALL        | SHF             | ---        |              |        |    | 1:38.758        |           |   |        |
|           |            | 3        | 68         | Euan TAYLOR             | AYR             | ---        |              |        |    | 1:40.318        |           |   |        |
|           |            | 4        | 7          | Lloyd DUNCAN            | ALD             | ---        |              |        |    | 1:58.084        |           |   |        |
| Men       | R          | R        | Fin        | Nr                      | 1000 metre Name | Final      | Group 2 Team | County | NT | Time            | Pnts      | Q | Remark |
| 84        | 1/1        | 1        | 100        | George DAIOS            | AYR             | ---        |              |        |    | 1:49.070        | 3         |   |        |
|           |            | 2        | 7          | Lloyd DUNCAN            | ALD             | ---        |              |        |    | 1:56.097        | 2         |   |        |
| Men       | R          | R        | Fin        | Nr                      | 1000 metre Name | Final      | Group 1 Team | County | NT | Time            | Pnts      | Q | Remark |
| <b>85</b> | <b>1/1</b> | <b>1</b> | <b>250</b> | <b>Niall TREACY</b>     | <b>MOH</b>      | ---        |              |        |    | <b>1:32.345</b> | <b>34</b> |   |        |
|           |            | <b>2</b> | <b>212</b> | <b>Ethan TREACY</b>     | <b>MOH</b>      | ---        |              |        |    | <b>1:33.245</b> | <b>21</b> |   |        |
|           |            | <b>3</b> | <b>104</b> | <b>Brandon MARSHALL</b> | <b>SHF</b>      | ---        |              |        |    | <b>1:34.763</b> | <b>13</b> |   |        |
|           |            | <b>4</b> | <b>15</b>  | <b>Matt GARDNER</b>     | <b>SHF</b>      | ---        |              |        |    | <b>1:35.173</b> | <b>8</b>  |   |        |
|           |            | <b>5</b> | <b>68</b>  | <b>Euan TAYLOR</b>      | <b>AYR</b>      | ---        |              |        |    | <b>1:36.465</b> | <b>5</b>  |   |        |

### Distance Classification 1000 metre Men

|         |     |                  |     | Fin |    |     | Time     |
|---------|-----|------------------|-----|-----|----|-----|----------|
| Final - |     |                  |     |     |    |     |          |
| 1       | 250 | Niall TREACY     | MOH | 1   | 34 | 1-1 | 1:32.345 |
| 2       | 212 | Ethan TREACY     | MOH | 2   | 21 | 1-2 | 1:33.245 |
| 3       | 104 | Brandon MARSHALL | SHF | 3   | 13 | 2-3 | 1:34.763 |
| 4       | 15  | Matt GARDNER     | SHF | 4   | 8  | 2-4 | 1:35.173 |
| 5       | 68  | Euan TAYLOR      | AYR | 5   | 5  | 3-5 | 1:36.465 |
| Final - |     |                  |     |     |    |     |          |
| 6       | 100 | George DAIOS     | AYR | 1   | 3  | 3-1 | 1:49.070 |
| 7       | 7   | Lloyd DUNCAN     | ALD | 2   | 2  | 4-2 | 1:56.097 |

## Results

| Men | R   | Fin | 1500 metre | Final            | Group 1 | County | NT | Time     | Pnts | Q | Remark   |
|-----|-----|-----|------------|------------------|---------|--------|----|----------|------|---|----------|
| R   | R   | Fin | Nr         | Name             | Team    |        |    |          |      |   |          |
| 17  | 1/1 | 1   | 250        | Niall TREACY     | MOH     | ---    |    | 2:27.265 | 34   |   |          |
|     |     | 2   | 15         | Matt GARDNER     | SHF     | ---    |    | 2:29.465 | 21   |   |          |
|     |     | 3   | 68         | Euan TAYLOR      | AYR     | ---    |    | 2:55.530 | 13   |   |          |
|     |     | 4   | 100        | George DAIOS     | AYR     | ---    |    | 2:56.676 | 8    |   |          |
|     |     | 5   | 7          | Lloyd DUNCAN     | ALD     | ---    |    | 3:20.490 | 5    |   |          |
|     |     | DNF | 212        | Ethan TREACY     | MOH     | ---    |    |          | 3    |   | NO FINIS |
|     |     | P   | 104        | Brandon MARSHALL | SHF     | ---    |    |          | 2    |   | Penalty  |

## Distance Classification 1500 metre Men

|          |     |                  |     |     | Fin |   | Time     |
|----------|-----|------------------|-----|-----|-----|---|----------|
| Final -  |     |                  |     |     |     |   |          |
| 1        | 250 | Niall TREACY     | MOH | 1   | 34  | 1 | 2:27.265 |
| 2        | 15  | Matt GARDNER     | SHF | 2   | 21  | 2 | 2:29.465 |
| 3        | 68  | Euan TAYLOR      | AYR | 3   | 13  | 3 | 2:55.530 |
| 4        | 100 | George DAIOS     | AYR | 4   | 8   | 4 | 2:56.676 |
| 5        | 7   | Lloyd DUNCAN     | ALD | 5   | 5   | 5 | 3:20.490 |
| NO START |     |                  |     |     |     |   |          |
| 6        | 212 | Ethan TREACY     | MOH | DNF | 3   |   |          |
| Final -  |     |                  |     |     |     |   |          |
| 7        | 104 | Brandon MARSHALL | SHF | P   | 2   |   |          |

## Overall Classification Men

|   |     |                  |     | FP  | CDR |       | Time     |
|---|-----|------------------|-----|-----|-----|-------|----------|
| 1 | 250 | Niall TREACY     | MOH | 102 | 3   | 1-1-1 | 2:27.265 |
| 2 | 212 | Ethan TREACY     | MOH | 45  | 10  | 6-2-2 | 0.000    |
| 3 | 15  | Matt GARDNER     | SHF | 42  | 9   | 2-3-4 | 2:29.465 |
| 4 | 68  | Euan TAYLOR      | AYR | 23  | 13  | 3-5-5 | 2:55.530 |
| 5 | 104 | Brandon MARSHALL | SHF | 23  | 14  | 7-4-3 | 0.000    |
| 6 | 100 | George DAIOS     | AYR | 14  | 16  | 4-6-6 | 2:56.676 |
| 7 | 7   | Lloyd DUNCAN     | ALD | 9   | 19  | 5-7-7 | 3:20.490 |

**LIST OF INFRINGEMENTS**

List of Infringements Junior E

| <i>NRName</i>        | <i>Team</i> | <i>IRM</i> | <i>Dist.</i> | <i>Round</i> | <i>Group</i> | <i>Race</i> | <i>Lap</i> | <i>Time</i> |
|----------------------|-------------|------------|--------------|--------------|--------------|-------------|------------|-------------|
| 121 Emmeline FRANCIS | NOT         | PEN OFF    | 500          | F            | Group 1 # 1  |             |            |             |
| 128 Woody WILKINSON  | NOT         | PEN OFF    | 500          | F            | Group 1 # 1  |             |            |             |

List of Infringements Junior D

| <i>NRName</i>         | <i>Team</i> | <i>IRM</i> | <i>Dist.</i> | <i>Round</i> | <i>Group</i> | <i>Race</i> | <i>Lap</i> | <i>Time</i> |
|-----------------------|-------------|------------|--------------|--------------|--------------|-------------|------------|-------------|
| 229 David MOSZCZYNSKI | NOT         | PEN ST6    | 777          | F            | Group 1 # 1  |             |            |             |
| 233 Daniel TROWBRIDGE | ALD         | PEN S6     | 777          | F            | Group 1 # 1  |             |            |             |

List of Infringements Junior C Girls

| <i>NRName</i>               | <i>Team</i> | <i>IRM</i> | <i>Dist.</i> | <i>Round</i> | <i>Group</i> | <i>Race</i> | <i>Lap</i> | <i>Time</i> |
|-----------------------------|-------------|------------|--------------|--------------|--------------|-------------|------------|-------------|
| 226 Rebecca HARWOOD MONKMAN | SHF         | PEN S6     | 777          | F            | Group 2 # 1  |             |            |             |
| 299 Violet CLAREY           | NOT         | PEN S1     | 1000         | F            | Group 1 # 1  |             |            |             |

List of Infringements Men

| <i>NRName</i>        | <i>Team</i> | <i>IRM</i> | <i>Dist.</i> | <i>Round</i> | <i>Group</i> | <i>Race</i> | <i>Lap</i> | <i>Time</i> |
|----------------------|-------------|------------|--------------|--------------|--------------|-------------|------------|-------------|
| 104 Brandon MARSHALL | SHF         | PEN S6     | 1500         | F            | Group 1 # 1  |             |            |             |

List of Infringements Master 50 plus

| <i>NRName</i>  | <i>Team</i> | <i>IRM</i> | <i>Dist.</i> | <i>Round</i> | <i>Group</i> | <i>Race</i> | <i>Lap</i> | <i>Time</i> |
|----------------|-------------|------------|--------------|--------------|--------------|-------------|------------|-------------|
| 177 Mick O'DEA | SHF         | PEN OFF    | 777          | F            | Group 1 # 1  |             |            |             |

Results

| Relay R | R   | Fin | 3000 m Nr | Relay Name                  | Semi Final | Group 1 Team | County | NT         | Time     | Pnts | Q | Remark |
|---------|-----|-----|-----------|-----------------------------|------------|--------------|--------|------------|----------|------|---|--------|
| 52      | 1/2 | 1   | 6         | Mohawks A                   |            | MOH          | GBR    |            | 4:31.569 |      |   |        |
|         |     |     |           | 265 Adam HILL Jnr           |            | MOH          | ---    | Relay      |          |      |   |        |
|         |     |     |           | 286 Charlotte HAYWARD       |            | MOH          | ---    | Relay      |          |      |   |        |
|         |     |     |           | 212 Ethan TREACY            |            | MOH          | ---    | Relay      |          |      |   |        |
|         |     |     |           | 250 Niall TREACY            |            | MOH          | ---    | Relay      |          |      |   |        |
|         |     |     |           | 165 Steve HUMBER            |            | MOH          | ---    | Substitute |          |      |   |        |
|         |     | 2   | 5         | Nottingham A                |            | NOT          | GBR    |            | 4:31.825 |      |   |        |
|         |     |     |           | 37 Willem MURRAY            |            | NOT          | ---    | Relay      |          |      |   |        |
|         |     |     |           | 107 Arty CLAREY             |            | NOT          | ---    | Relay      |          |      |   |        |
|         |     |     |           | 139 Isaac RAIZADA           |            | NOT          | ---    | Relay      |          |      |   |        |
|         |     |     |           | 274 Holly HOYLAND           |            | NOT          | ---    | Relay      |          |      |   |        |
|         |     |     |           | 262 Lucy McKEE              |            | NOT          | ---    | Substitute |          |      |   |        |
|         |     | 3   | 10        | Sheffield B                 |            | ShB          | GBR    |            | 5:40.708 |      |   |        |
|         |     |     |           | 226 Rebecca HARWOOD MONKMAN |            | SHF          | ---    | Relay      |          |      |   |        |
|         |     |     |           | 260 Savi GRAY-BUFFEY        |            | SHF          | ---    | Relay      |          |      |   |        |
|         |     |     |           | 42 Fiona HARRISON           |            | SHF          | ---    | Relay      |          |      |   |        |
|         |     |     |           | 177 Mick O'DEA              |            | SHF          | ---    | Relay      |          |      |   |        |
|         |     | 4   | 4         | Aldwych B                   |            | ALD          | GBR    |            | 5:46.115 |      |   |        |
|         |     |     |           | 110 Milo HYDE               |            | ALD          | ---    | Relay      |          |      |   |        |
|         |     |     |           | 193 Alfie JOHNSTON          |            | ALD          | ---    | Relay      |          |      |   |        |
|         |     |     |           | 220 Tom SMITH               |            | ALD          | ---    | Relay      |          |      |   |        |
|         |     |     |           | 7 Lloyd DUNCAN              |            | ALD          | ---    | Relay      |          |      |   |        |
| 53      | 2/2 | 1   | 2         | Aldwych A                   |            | ALD          | GBR    |            | 4:42.099 |      |   |        |
|         |     |     |           | 129 Albie BARLOW            |            | ALD          | ---    | Relay      |          |      |   |        |
|         |     |     |           | 159 Joseph ARMSTRONG        |            | ALD          | ---    | Relay      |          |      |   |        |
|         |     |     |           | 290 Theo COLLINS            |            | ALD          | ---    | Relay      |          |      |   |        |
|         |     |     |           | 102 Ben JONES               |            | ALD          | ---    | Relay      |          |      |   |        |
|         |     | 2   | 8         | Sheffield A                 |            | ShA          | GBR    |            | 4:42.231 |      |   |        |
|         |     |     |           | 15 Matt GARDNER             |            | SHF          | ---    | Relay      |          |      |   |        |
|         |     |     |           | 104 Brandon MARSHALL        |            | SHF          | ---    | Relay      |          |      |   |        |
|         |     |     |           | 186 Frazer WRIGHT           |            | SHF          | ---    | Relay      |          |      |   |        |
|         |     |     |           | 33 Keith WRIGHT             |            | SHF          | ---    | Relay      |          |      |   |        |
|         |     | 3   | 7         | Nottingham B                |            | NOT          | GBR    |            | 5:00.146 |      |   |        |
|         |     |     |           | 299 Violet CLAREY           |            | NOT          | ---    | Relay      |          |      |   |        |
|         |     |     |           | 41 Freddie POLAK            |            | NOT          | ---    | Relay      |          |      |   |        |
|         |     |     |           | 79 Elliot BAKER             |            | NOT          | ---    | Relay      |          |      |   |        |
|         |     |     |           | 140 Chris MURRAY            |            | NOT          | ---    | Relay      |          |      |   |        |
|         |     |     |           | 117 Hubert MOSZCZYNSKI      |            | NOT          | ---    | Substitute |          |      |   |        |
|         |     | 4   | 3         | Aldwych C                   |            | ALD          | GBR    |            | 0.000    |      |   | NT     |
|         |     |     |           | 183 Chanelle WRIGHT         |            | ALD          | ---    | Relay      |          |      |   |        |
|         |     |     |           | 267 Dante DALILI            |            | ALD          | ---    | Relay      |          |      |   |        |
|         |     |     |           | 138 Kay PERKINS             |            | ALD          | ---    | Relay      |          |      |   |        |
|         |     |     |           | 298 Julia BRANAGHAN         |            | ALD          | ---    | Relay      |          |      |   |        |

Results

| Relay R | R   | Fin | 3000 m Nr | Relay Name                  | Final | Group 1 Team | County | NT         | Time     | Pnts | Q | Remark |
|---------|-----|-----|-----------|-----------------------------|-------|--------------|--------|------------|----------|------|---|--------|
| 88      | 1/1 | 1   | 7         | Nottingham B                |       | NOT          | GBR    |            | 5:12.984 | 5    |   |        |
|         |     |     |           | 299 Violet CLAREY           |       | NOT          | ---    | Relay      |          |      |   |        |
|         |     |     |           | 41 Freddie POLAK            |       | NOT          | ---    | Relay      |          |      |   |        |
|         |     |     |           | 79 Elliot BAKER             |       | NOT          | ---    | Relay      |          |      |   |        |
|         |     |     |           | 140 Chris MURRAY            |       | NOT          | ---    | Relay      |          |      |   |        |
|         |     |     |           | 117 Hubert MOSZCZYNSKI      |       | NOT          | ---    | Substitute |          |      |   |        |
|         |     | 2   | 4         | Aldwych B                   |       | ALD          | GBR    |            | 5:42.569 | 3    |   |        |
|         |     |     |           | 110 Milo HYDE               |       | ALD          | ---    | Relay      |          |      |   |        |
|         |     |     |           | 193 Alfie JOHNSTON          |       | ALD          | ---    | Relay      |          |      |   |        |
|         |     |     |           | 220 Tom SMITH               |       | ALD          | ---    | Relay      |          |      |   |        |
|         |     |     |           | 7 Lloyd DUNCAN              |       | ALD          | ---    | Relay      |          |      |   |        |
|         |     | 3   | 10        | Sheffield B                 |       | ShB          | GBR    |            | 5:46.475 | 2    |   |        |
|         |     |     |           | 226 Rebecca HARWOOD MONKMAN |       | SHF          | ---    | Relay      |          |      |   |        |
|         |     |     |           | 260 Savi GRAY-BUFFEY        |       | SHF          | ---    | Relay      |          |      |   |        |
|         |     |     |           | 42 Fiona HARRISON           |       | SHF          | ---    | Relay      |          |      |   |        |
|         |     |     |           | 177 Mick O'DEA              |       | SHF          | ---    | Relay      |          |      |   |        |
|         |     | 4   | 3         | Aldwych C                   |       | ALD          | GBR    |            | 6:17.935 | 1    |   |        |
|         |     |     |           | 183 Chanelle WRIGHT         |       | ALD          | ---    | Relay      |          |      |   |        |
|         |     |     |           | 267 Dante DALILI            |       | ALD          | ---    | Relay      |          |      |   |        |
|         |     |     |           | 138 Kay PERKINS             |       | ALD          | ---    | Relay      |          |      |   |        |
|         |     |     |           | 298 Julia BRANAGHAN         |       | ALD          | ---    | Relay      |          |      |   |        |

| Relay R | R   | Fin | 5000 m Nr | Relay Name            | Final | Group 1 Team | County     | NT         | Time            | Pnts      | Q | Remark |
|---------|-----|-----|-----------|-----------------------|-------|--------------|------------|------------|-----------------|-----------|---|--------|
| 89      | 1/1 | 1   | 6         | <b>Mohawks A</b>      |       | <b>MOH</b>   | <b>GBR</b> |            | <b>7:28.814</b> | <b>34</b> |   |        |
|         |     |     |           | 265 Adam HILL Jnr     |       | MOH          | ---        | Relay      |                 |           |   |        |
|         |     |     |           | 286 Charlotte HAYWARD |       | MOH          | ---        | Relay      |                 |           |   |        |
|         |     |     |           | 212 Ethan TREACY      |       | MOH          | ---        | Relay      |                 |           |   |        |
|         |     |     |           | 250 Niall TREACY      |       | MOH          | ---        | Relay      |                 |           |   |        |
|         |     |     |           | 165 Steve HUMBER      |       | MOH          | ---        | Substitute |                 |           |   |        |
|         |     | 2   | 5         | Nottingham A          |       | NOT          | GBR        |            | 7:37.029        | 21        |   |        |
|         |     |     |           | 37 Willem MURRAY      |       | NOT          | ---        | Relay      |                 |           |   |        |
|         |     |     |           | 107 Arty CLAREY       |       | NOT          | ---        | Relay      |                 |           |   |        |
|         |     |     |           | 139 Isaac RAIZADA     |       | NOT          | ---        | Relay      |                 |           |   |        |
|         |     |     |           | 274 Holly HOYLAND     |       | NOT          | ---        | Relay      |                 |           |   |        |
|         |     |     |           | 262 Lucy McKEE        |       | NOT          | ---        | Substitute |                 |           |   |        |
|         |     | 3   | 8         | Sheffield A           |       | ShA          | GBR        |            | 7:41.168        | 13        |   |        |
|         |     |     |           | 15 Matt GARDNER       |       | SHF          | ---        | Relay      |                 |           |   |        |
|         |     |     |           | 104 Brandon MARSHALL  |       | SHF          | ---        | Relay      |                 |           |   |        |
|         |     |     |           | 186 Frazer WRIGHT     |       | SHF          | ---        | Relay      |                 |           |   |        |
|         |     |     |           | 33 Keith WRIGHT       |       | SHF          | ---        | Relay      |                 |           |   |        |
|         |     | 4   | 2         | Aldwych A             |       | ALD          | GBR        |            | 7:58.235        | 8         |   |        |
|         |     |     |           | 129 Albie BARLOW      |       | ALD          | ---        | Relay      |                 |           |   |        |
|         |     |     |           | 159 Joseph ARMSTRONG  |       | ALD          | ---        | Relay      |                 |           |   |        |
|         |     |     |           | 290 Theo COLLINS      |       | ALD          | ---        | Relay      |                 |           |   |        |
|         |     |     |           | 102 Ben JONES         |       | ALD          | ---        | Relay      |                 |           |   |        |



**Results**

| Fun races E<br>R R | Fin | 333 metre<br>Nr | Name             | Handicap | Group 1<br>Team | County | NT | Time   | Pnts | Q | Remark |
|--------------------|-----|-----------------|------------------|----------|-----------------|--------|----|--------|------|---|--------|
| 86 1/1             | 1   | 121             | Emmeline FRANCIS |          | NOT             | ---    |    | 39.890 |      |   |        |
|                    | 1   | 276             | Arran MURRAY     |          | NOT             | ---    |    | 39.890 |      |   |        |
|                    | 3   | 185             | Ronan HEARN      |          | MOH             | ---    |    | 41.305 |      |   |        |
|                    | 4   | 222             | Zayyah WRIGHT    |          | ALD             | ---    |    | 0.000  |      |   | NT     |
|                    | 5   | 128             | Woody WILKINSON  |          | NOT             | ---    |    | 43.270 |      |   |        |
|                    | 6   | 126             | Logan HOPPER     |          | AYR             | ---    |    | 43.304 |      |   |        |

| Fun races E<br>R R | Fin | 333 metre<br>Nr | Name             | Train | Group 1<br>Team | County | NT | Time     | Pnts | Q | Remark |
|--------------------|-----|-----------------|------------------|-------|-----------------|--------|----|----------|------|---|--------|
| 87 1/1             | 1   | 128             | Woody WILKINSON  |       | NOT             | ---    |    | 1:17.049 |      |   |        |
|                    | 1   | 185             | Ronan HEARN      |       | MOH             | ---    |    | 1:17.049 |      |   |        |
|                    | 1   | 276             | Arran MURRAY     |       | NOT             | ---    |    | 1:17.049 |      |   |        |
|                    | 2   | 121             | Emmeline FRANCIS |       | NOT             | ---    |    | 1:29.059 |      |   |        |
|                    | 2   | 126             | Logan HOPPER     |       | AYR             | ---    |    | 1:29.059 |      |   |        |
|                    | 2   | 222             | Zayyah WRIGHT    |       | ALD             | ---    |    | 1:29.059 |      |   |        |

**Results**

| Fun D & E<br>R R | Fin | 333 metre<br>Nr | Name              | Staggered Start | Group 1<br>Team | County | NT | Time     | Pnts | Q | Remark   |
|------------------|-----|-----------------|-------------------|-----------------|-----------------|--------|----|----------|------|---|----------|
| 49 1/3           | 1   | 227             | Ben FIELDS        |                 | SHF             | ---    |    | 45.243   |      |   |          |
|                  | 2   | 185             | Ronan HEARN       |                 | MOH             | ---    |    | 45.518   |      |   |          |
|                  | DNS | 126             | Logan HOPPER      |                 | AYR             | ---    |    |          |      |   | NO START |
|                  | DNS | 151             | Ava FLANAGAN      |                 | ALT             | ---    |    |          |      |   | NO START |
| 50 2/3           | 1   | 261             | Cohen GRAY-BUFFEY |                 | SHF             | ---    |    | 40.679   |      |   |          |
|                  | 2   | 222             | Zayyah WRIGHT     |                 | ALD             | ---    |    | 49.564   |      |   |          |
|                  | 3   | 128             | Woody WILKINSON   |                 | NOT             | ---    |    | 52.329   |      |   |          |
|                  | DNS | 204             | Isla ROUSSEAU     |                 | AYR             | ---    |    |          |      |   | NO START |
| 51 3/3           | 1   | 276             | Arran MURRAY      |                 | NOT             | ---    |    | 41.879   |      |   |          |
|                  | 2   | 195             | Tuesday BURRIDGE  |                 | ALD             | ---    |    | 48.104   |      |   |          |
|                  | 3   | 229             | David MOSZCZYNSKI |                 | NOT             | ---    |    | 51.929   |      |   |          |
|                  | 4   | 121             | Emmeline FRANCIS  |                 | NOT             | ---    |    | 1:02.467 |      |   |          |
|                  | DNS | 233             | Daniel TROWBRIDGE |                 | ALD             | ---    |    |          |      |   | NO START |

**Results**

| FunC<br>R R | Fin | 333 metre<br>Nr | Name               | Final | Group 1<br>Team | County | NT | Time   | Pnts | Q | Remark   |
|-------------|-----|-----------------|--------------------|-------|-----------------|--------|----|--------|------|---|----------|
| 54 1/1      | 1   | 262             | Lucy McKEE         |       | NOT             | ---    |    | 38.941 |      |   |          |
|             | 2   | 4               | Hannah GRANT       |       | ALT             | ---    |    | 39.367 |      |   |          |
|             | 3   | 117             | Hubert MOSZCZYNSKI |       | NOT             | ---    |    | 39.505 |      |   |          |
|             | DNS | 133             | Tanisha TILEKAR    |       | MOH             | ---    |    |        |      |   | NO START |
|             | DNS | 227             | Ben FIELD          |       | SHF             | ---    |    |        |      |   | NO START |