



BRITISH SHORT TRACK SPEED SKATING CHAMPIONSHIPS

NATIONAL ICE CENTRE, NOTTINGHAM

31st March & 1st April 2018

OFFICIAL RESULTS PROTOCOL



British Short Track Championships

Nottingham GBR

31st March & 1st April 2018

Officials

Org.Comm.	
Technical Advisor	Peter Worth
Administration	Kirstie Robinson
Officials Coordinator	Tina Noble
Registration	Kirstie Robinson
Registration	Tina Noble
Presentations	Tina Noble
Presentations	Kirstie Robinson
Official	
Chief Referee	Peter Worth
1st Assistant Referee	Sarah Henderson
Assistant Referee	Lloyd Campion
Assistant Referee	Hew Williams
Assistant Referee	Simon Robertson
Starter	Laura McCormack
Assistant Starter	Jon Collins
Competitors Steward	Clinton Cast
Asst Competitors Steward	Andrea Thornton
Photo Finish	Mina Machin
Photo Finish	Dave Upcott
Photo Finish	Dermott Shanahan
Heat Box	Susan Williams
Heat Box	Adele Veldsman
Chief Line Judge	Carol Gallon
Chief Timekeeper	Jean Iveson
Timekeeper	Peter Hurley
Timekeeper	Gideon Veldsman
Timekeeper	C D Riches
Timekeeper	Sarah Watts
Announcer	Cathy Ross-Wadell
Announcer	Vicki Campion
Track Steward	Malgorzeta Sukiennik
Track Steward	Jon Eley
Track Steward	Matt Rowe
Lap Board	David Ross-Waddell
Lap Board	Robert Raizada
Volunteer	
Copying	Mrs A Grayson
Runners	Ms H Campion & Ms H Robertson



British Short Track Championships

Nottingham GBR

31st March & 1st April 2018

Programme

March 31, 2018

07:30	<i>Pads On</i>			
08:00	<i>Warming up , Pee Wee 1 & 2</i>			
08:05	<i>Warming up , Juniors & Juveniles</i>			
08:11	<i>Warming up , Seniors & Masters</i>			
08:17	<i>Ice Res (Full)</i>			
08:32	Pee Wee 2	500 meter	Heats	1 - 2
08:37	Juvenile Boys	1000 meter	Heats	3 - 4
08:44	Masters under 50	1000 meter	Heats	5 - 7
08:55	Masters 50+	1000 meter	Heats	8 - 9
09:03	Junior Girls	1500 meter	Heats	10 - 11
09:12	<i>Ice Res (Track)</i>			
09:27	Junior Boys	1500 meter	Heats	12 - 13
09:36	Pee Wee 2	500 meter	Final	14 - 15
09:43	Pee Wee Girls	777 meter	Final	16
09:46	Pee Wee Boys	777 meter	Final	17
09:50	Juvenile Girls	1000 meter	Final	18
09:55	Juvenile Boys	1000 meter	Final	19 - 20
10:03	Masters under 50	1000 meter	Semi Final	21 - 22
10:11	<i>Ice Res (Track)</i>			
10:26	Masters 50+	1000 meter	Final	23 - 24
10:34	Masters under 50	1000 meter	Final	25 - 27
10:47	Junior Girls	1500 meter	Final	28 - 29
10:57	Junior Boys	1500 meter	Final	30 - 31
11:08	Senior Ladies	1500 meter	Final	32
11:13	<i>Cerem.Ice</i>			
11:15	Senior Men	1500 meter	Final	33
11:20	<i>Cerem.Ice</i>			
11:22	<i>Display</i>			
11:26	<i>Ice Res (Track)</i>			
11:41	Pee Wee 2	222 meter	Heats	34 - 35
11:45	Junior Girls	500 meter	Heats	36 - 37
11:51	Junior Boys	500 meter	Heats	38 - 40
11:59	Masters under 50	500 meter	Heats	41 - 43
12:07	<i>Display</i>			
12:11	<i>Ice Res (Track)</i>			
12:26	Juvenile Boys	500 meter	Heats	44 - 45

The program is tentative and subject to change. Starting times will follow the flow of the competition.



British Short Track Championships

Nottingham GBR

31st March & 1st April 2018

Programme

March 31, 2018

12:32	Junior Boys	500 meter	Semi Final	46 - 47
12:38	Masters 50+	500 meter	Heats	48 - 49
12:44	Masters under 50	500 meter	Semi Final	50 - 51
12:50	Senior Men	500 meter	Heats	52 - 53
12:55	<i>Ice Res (Track)</i>			
13:10	Pee Wee 2	222 meter	Final	54 - 55
13:16	Pee Wee Girls	333 meter	Final	56
13:19	Pee Wee Boys	333 meter	Final	57
13:22	Juvenile Girls	500 meter	Final	58
13:25	Juvenile Boys	500 meter	Final	59 - 60
13:32	Masters 50+	500 meter	Final	61 - 62
13:38	Masters under 50	500 meter	Final	63 - 65
13:48	<i>Ice Res (Track)</i>			
14:03	Junior Girls	500 meter	Final	66 - 67
14:09	Junior Boys	500 meter	Final	68 - 70
14:19	Senior Ladies	500 meter	Final	71
14:22	<i>Cerem.Ice</i>			
14:24	Senior Men	500 meter	Final	72 - 73
14:30	<i>Cerem.Ice</i>			
14:32	<i>Ice Res (Track)</i>			
14:47	Junior Girls	1000 meter	Heats	74 - 75
14:54	Junior Boys	1000 meter	Heats	76 - 78
15:05	Masters under 50	777 meter	Heats	79 - 81
15:15	<i>Pads Off</i>			
15:30	<i>end</i>			

The program is tentative and subject to change. Starting times will follow the flow of the competition.



British Short Track Championships

Nottingham GBR

31st March & 1st April 2018

Programme

April 1, 2018

07:30	<i>Pads On</i>			
08:00	<i>Warming up , Pee Wee 1 & 2</i>			
08:05	<i>Warming up , Juniors & Juveniles</i>			
08:11	<i>Warming up , Seniors & Masters</i>			
08:17	<i>Ice Res (Full)</i>			
08:32	Relay Teams	3000 m Relay	Heats	82 - 84
08:53	<i>Ice Res (Track)</i>			
09:08	Pee Wee 2	333 meter	Heats	85 - 86
09:13	Juvenile Boys	777 meter	Heats	87 - 88
09:19	Junior Boys	1000 meter	Semi Final	89 - 90
09:27	Masters 50+	777 meter	Heats	91 - 92
09:34	Masters under 50	777 meter	Semi Final	93 - 94
09:42	Senior Men	1000 meter	Heats	95 - 96
09:49	<i>Ice Res (Track)</i>			
10:04	Pee Wee 2	333 meter	Final	97 - 98
10:10	Pee Wee Girls	500 meter	Final	99
10:13	Pee Wee Boys	500 meter	Final	100
10:17	Juvenile Girls	777 meter	Final	101
10:20	Juvenile Boys	777 meter	Final	102 - 103
10:28	Masters 50+	777 meter	Final	104 - 105
10:36	Masters under 50	777 meter	Final	106 - 108
10:48	<i>Ice Res (Track)</i>			
11:03	Junior Girls	1000 meter	Final	109 - 110
11:11	Junior Boys	1000 meter	Final	111 - 113
11:24	Senior Ladies	1000 meter	Final	114
11:28	<i>Cerem.Ice</i>			
11:29	Senior Men	1000 meter	Final	115 - 116
11:38	<i>Cerem.Ice</i>			
11:39	<i>Ice Res (Full)</i>			
11:54	Senior Men	3000 M SF	Super Final	117
12:02	<i>Ice Res (Full)</i>			
12:17	Relay Teams	3000 m Relay	Final	118
12:24	Relay Teams	5000 m Relay	Final	119
12:34	<i>Pads Off</i>			
12:49	<i>Cerem.Ice</i>			
13:19	<i>end</i>			

The program is tentative and subject to change. Starting times will follow the flow of the competition.



British Short Track Championships

Nottingham GBR

31st March & 1st April 2018

List of Competitors

Senior Men

7	Duncan	Lloyd	ALD	GBR
149	Cotterill	Joe	BISSC	GBR
150	Simms	Billy	MIRC	GBR
168	Treacy	Farrell	MIRC	GBR
180	Cheettham	Josh	NIRC	GBR
212	Treacy	Ethan	MIRC	GBR



British Short Track Championships

Nottingham GBR

31st March & 1st April 2018

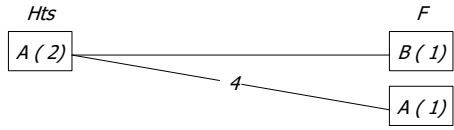
Qualification

Senior Men (6 competitors)

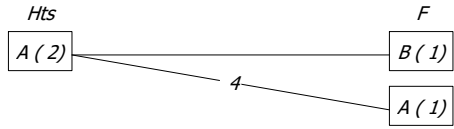
1500

F
A (1)

500



1000





British Short Track Championships

Nottingham GBR

31st March & 1st April 2018

Final 1500 meter Senior Men

Race 33, Group 1 (1 of 1)

<i>Fin</i>	<i>Nr</i>	<i>Name</i>	<i>Abr</i>	<i>Nat</i>		Time	Pnts	>>
1	168	Farrell Treacy	MIRC	---	nt	2:47.039	34	
2	180	Josh Cheettham	NIRC	---	nt	2:47.405	21	
3	150	Billy Simms	MIRC	---	nt	2:47.425	13	
4	7	Lloyd Duncan	ALD	---		3:01.709	8	
5	149	Joe Cotterill	BISSC	---		3:02.565	5	
6	212	Ethan Treacy	MIRC	---		--	3	



British Short Track Championships

Nottingham GBR

31st March & 1st April 2018

Distance Classification 1500 meter Senior Men

#	Name	Team	ISU	Fin			Time		
Final Group 1									
1	168	Farrell Treacy	MIRC	NT	---	1	34	1	2:47.039
2	180	Josh Cheettham	NIRC	NT	---	2	21	2	2:47.405
3	150	Billy Simms	MIRC	NT	---	3	13	3	2:47.425
4	7	Lloyd Duncan	ALD	---	---	4	8	4	3:01.709
5	149	Joe Cotterill	BISSC	---	---	5	5	5	3:02.565
6	212	Ethan Treacy	MIRC	---	---	6	3	6	0.000



British Short Track Championships

Nottingham GBR

31st March & 1st April 2018

Heats 500 meter Senior Men

Race 52, Group 1 (1 of 2)

<i>Fin</i>	<i>Nr</i>	<i>Name</i>	<i>Abr</i>	<i>Nat</i>		Time	Pnts	>>
1	168	Farrell Treacy	MIRC	---	nt	45.304		Q
2	7	Lloyd Duncan	ALD	---		49.656		Q
3	149	Joe Cotterill	BISSC	---		1:02.848		

Race 53, Group 1 (2 of 2)

<i>Fin</i>	<i>Nr</i>	<i>Name</i>	<i>Abr</i>	<i>Nat</i>		Time	Pnts	>>
1	150	Billy Simms	MIRC	---	nt	44.592		Q
2	180	Josh Cheettham	NIRC	---	nt	44.646		Q
3	212	Ethan Treacy	MIRC	---		--		

Final 500 meter Senior Men

Race 72, Group 2 (1 of 1)

<i>Fin</i>	<i>Nr</i>	<i>Name</i>	<i>Abr</i>	<i>Nat</i>		Time	Pnts	>>
1	212	Ethan Treacy	MIRC	---		48.767	5	
2	149	Joe Cotterill	BISSC	---		54.193	3	

Race 73, Group 1 (1 of 1)

<i>Fin</i>	<i>Nr</i>	<i>Name</i>	<i>Abr</i>	<i>Nat</i>		Time	Pnts	>>
1	168	Farrell Treacy	MIRC	---	nt	44.396	34	
2	150	Billy Simms	MIRC	---	nt	44.484	21	
3	180	Josh Cheettham	NIRC	---	nt	44.984	13	
4	7	Lloyd Duncan	ALD	---		51.082	8	



British Short Track Championships

Nottingham GBR

31st March & 1st April 2018

Distance Classification 500 meter Senior Men

#	Name	Team	ISU	Fin			Time		
Final Group 1									
1	168	Farrell Treacy	MIRC	NT	---	1	34	1-1	44.396
2	150	Billy Simms	MIRC	NT	---	2	21	1-2	44.484
3	180	Josh Cheettham	NIRC	NT	---	3	13	2-3	44.646
4	7	Lloyd Duncan	ALD		---	4	8	2-4	49.656
Final Group 2									
5	212	Ethan Treacy	MIRC		---	1	5	3-1	48.767
6	149	Joe Cotterill	BISSC		---	2	3	3-2	54.193



British Short Track Championships

Nottingham GBR

31st March & 1st April 2018

Heats 1000 meter Senior Men

Race 95, Group 1 (1 of 2)

<i>Fin</i>	<i>Nr</i>	<i>Name</i>	<i>Abr</i>	<i>Nat</i>		Time	Pnts	>>
1	180	Josh Cheettham	NIRC	---	nt	1:46.945		Q
2	150	Billy Simms	MIRC	---	nt	1:46.973		Q
3	149	Joe Cotterill	BISSC	---		1:49.357		

Race 96, Group 1 (2 of 2)

<i>Fin</i>	<i>Nr</i>	<i>Name</i>	<i>Abr</i>	<i>Nat</i>		Time	Pnts	>>
1	168	Farrell Treacy	MIRC	---	nt	1:42.172		Q
2	212	Ethan Treacy	MIRC	---		1:42.272		Q
3	7	Lloyd Duncan	ALD	---		1:42.820		

Final 1000 meter Senior Men

Race 115, Group 2 (1 of 1)

<i>Fin</i>	<i>Nr</i>	<i>Name</i>	<i>Abr</i>	<i>Nat</i>		Time	Pnts	>>
1	149	Joe Cotterill	BISSC	---		1:51.525	5	
2	7	Lloyd Duncan	ALD	---		2:03.423	3	

Race 116, Group 1 (1 of 1)

<i>Fin</i>	<i>Nr</i>	<i>Name</i>	<i>Abr</i>	<i>Nat</i>		Time	Pnts	>>
1	168	Farrell Treacy	MIRC	---	nt	1:37.722	34	
2	150	Billy Simms	MIRC	---	nt	1:37.788	21	
3	180	Josh Cheettham	NIRC	---	nt	1:37.932	13	
4	212	Ethan Treacy	MIRC	---		1:37.982	8	



British Short Track Championships

Nottingham GBR

31st March & 1st April 2018

Distance Classification 1000 meter Senior Men

#	Name	Team	ISU	Fin			Time
Final Group 1							
1	168	Farrell Treacy	MIRC	NT ---	1	34 1-1	1:37.722
2	150	Billy Simms	MIRC	NT ---	2	21 2-2	1:37.788
3	180	Josh Cheettham	NIRC	NT ---	3	13 1-3	1:37.932
4	212	Ethan Treacy	MIRC	---	4	8 2-4	1:37.982
Final Group 2							
5	149	Joe Cotterill	BISSC	---	1	5 3-1	1:49.357
6	7	Lloyd Duncan	ALD	---	2	3 3-2	1:42.820



British Short Track Championships

Nottingham GBR

31st March & 1st April 2018

Super Final 3000 M SF Senior Men

Race 117, Group 1 (1 of 1)

<i>Fin</i>	<i>Nr</i>	<i>Name</i>	<i>Abr</i>	<i>Nat</i>		Time	Pnts	>>
1	212	Ethan Treacy	MIRC	---		5:24.618	34	
2	150	Billy Simms	MIRC	---	nt	5:44.410	21	
3	168	Farrell Treacy	MIRC	---	nt	5:44.424	13	
4	7	Lloyd Duncan	ALD	---		5:55.266	8	
5	149	Joe Cotterill	BISSC	---		6:11.370	5	
p	180	Josh Cheettham	NIRC	---	nt	--		penalty



British Short Track Championships

Nottingham GBR

31st March & 1st April 2018

Distance Classification 3000 M SF Senior Men

#	Name	Team	ISU	Fin			Time
Super Final Group 1							
1	212 Ethan Treacy	MIRC	---	1	34	1	5:24.618
2	150 Billy Simms	MIRC	NT ---	2	21	2	5:44.410
3	168 Farrell Treacy	MIRC	NT ---	3	13	3	5:44.424
4	7 Lloyd Duncan	ALD	---	4	8	4	5:55.266
5	149 Joe Cotterill	BISSC	---	5	5	5	6:11.370
	180 Josh Cheettham	NIRC	NT ---	P		P	0.000



British Short Track Championships

Nottingham GBR

31st March & 1st April 2018

Overall Classification Senior Men

	#	Name	Team	ISU	FP	CDR		time
1	168	Farrell Treacy	MIRC	NT ---	115	6	1-1-1-3	2:47.039
2	150	Billy Simms	MIRC	NT ---	76	9	3-2-2-2	2:47.425
3	212	Ethan Treacy	MIRC	---	50	16	6-5-4-1	0.000
4	180	Josh Cheettham	NIRC	NT ---	47	15	2-3-3-7	2:47.405
5	7	Lloyd Duncan	ALD	---	27	18	4-4-6-4	3:01.709
6	149	Joe Cotterill	BISSC	---	18	21	5-6-5-5	3:02.565



British Short Track Championships

Nottingham GBR

31st March & 1st April 2018

List of Competitors

Senior Ladies

78	Kirkby	Helen	MIRC	GBR
208	Gilmartin	Charlotte	MIRC	GBR
234	Pickering	Jennifer	SHF	GBR



British Short Track Championships

Nottingham GBR

31st March & 1st April 2018

Qualification

Senior Ladies

(3 competitors)

1500

F

A (1)

500

F

A (1)

1000

F

A (1)



British Short Track Championships

Nottingham GBR

31st March & 1st April 2018

Final 1500 meter Senior Ladies

Race 32, Group 1 (1 of 1)

<i>Fin</i>	<i>Nr</i>	<i>Name</i>	<i>Abr</i>	<i>Nat</i>		Time	Pnts	>>
1	208	Charlotte Gilmartin	MIRC	---	nt	2:45.625	34	
2	234	Jennifer Pickering	SHF	---	nt	2:49.965	21	
3	78	Helen Kirkby	MIRC	---		3:04.993	13	



British Short Track Championships

Nottingham GBR

31st March & 1st April 2018

Distance Classification 1500 meter Senior Ladies

#	Name	Team	ISU	Fin			Time		
Final Group 1									
1	208	Charlotte Gilmartin	MIRC	NT	---	1	34	1	2:45.625
2	234	Jennifer Pickering	SHF	NT	---	2	21	2	2:49.965
3	78	Helen Kirkby	MIRC		---	3	13	3	3:04.993



British Short Track Championships

Nottingham GBR

31st March & 1st April 2018

Final 500 meter Senior Ladies

Race 71, Group 1 (1 of 1)

<i>Fin</i>	<i>Nr</i>	<i>Name</i>	<i>Abr</i>	<i>Nat</i>		Time	Pnts	>>
1	208	Charlotte Gilmartin	MIRC	---	nt	47.383	34	
2	234	Jennifer Pickering	SHF	---	nt	51.671	21	
3	78	Helen Kirkby	MIRC	---		56.935	13	



British Short Track Championships

Nottingham GBR

31st March & 1st April 2018

Distance Classification 500 meter Senior Ladies

	#	Name	Team	ISU	Fin			Time
Final Group 1								
	1	208 Charlotte Gilmartin	MIRC	NT ---	1	34	1	47.383
	2	234 Jennifer Pickering	SHF	NT ---	2	21	2	51.671
	3	78 Helen Kirkby	MIRC	---	3	13	3	56.935



British Short Track Championships

Nottingham GBR

31st March & 1st April 2018

Final 1000 meter Senior Ladies

Race 114, Group 1 (1 of 1)

<i>Fin</i>	<i>Nr</i>	<i>Name</i>	<i>Abr</i>	<i>Nat</i>		Time	Pnts	>>
1	208	Charlotte Gilmartin	MIRC	---	nt	1:43.382	34	
2	234	Jennifer Pickering	SHF	---	nt	1:46.880	21	
3	78	Helen Kirkby	MIRC	---		1:55.854	13	



British Short Track Championships

Nottingham GBR

31st March & 1st April 2018

Distance Classification 1000 meter Senior Ladies

#	Name	Team	ISU	Fin			Time		
Final Group 1									
1	208	Charlotte Gilmartin	MIRC	NT	---	1	34	1	1:43.382
2	234	Jennifer Pickering	SHF	NT	---	2	21	2	1:46.880
3	78	Helen Kirkby	MIRC		---	3	13	3	1:55.854



British Short Track Championships

Nottingham GBR

31st March & 1st April 2018

Overall Classification Senior Ladies

	<i>#</i>	<i>Name</i>	<i>Team</i>	<i>ISU</i>	<i>FP</i>	<i>CDR</i>		<i>time</i>
1	208	Charlotte Gilmartin	MIRC	NT ---	102	3	1-1-1	2:45.625
2	234	Jennifer Pickering	SHF	NT ---	63	6	2-2-2	2:49.965
3	78	Helen Kirkby	MIRC	---	39	9	3-3-3	3:04.993



British Short Track Championships

Nottingham GBR

31st March & 1st April 2018

List of Competitors

Junior Boys

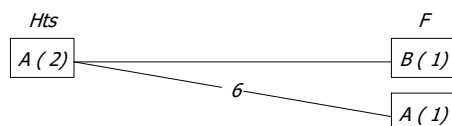
15	Gardner	Matt	SHF	GBR
49	Ross-Waddell	Kyle	NIRC	GBR
59	Riches	Peter	ALD	GBR
81	Mair	Billy	AYR	GBR
88	Robles-Thome	David	FV	GBR
104	Marshall	Brandon	SHF	GBR
125	Veldsman	Johanco	SHF	GBR
132	Prempeh	Solomon	ALD	GBR
135	Wills	Bradley	SHF	GBR
147	Collins	Alex	ALD	GBR
250	Treacy	Niall	MIRC	GBR
254	Pickering	Daniel	NIRC	GBR

Qualification

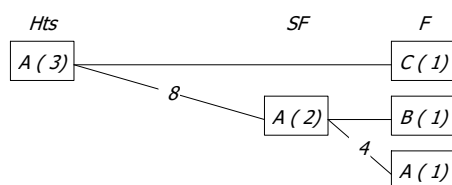
Junior Boys

(12 competitors)

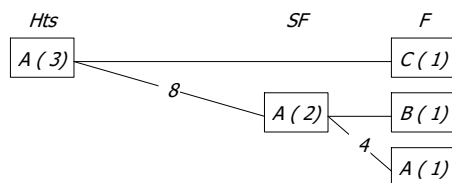
1500



500



1000



Heats 1500 meter Junior Boys

Race 12, Group 1 (1 of 2)

Fin	Nr	Name	Abr	Nat	Time	Pnts	>>
1	59	Peter Riches	ALD	---	2:33.332		Q
2	132	Solomon Prempeh	ALD	---	2:36.728		Q
3	135	Bradley Wills	SHF	---	2:37.566		Q
4	125	Johanco Veldsman	SHF	---	2:43.504		
5	15	Matt Gardner	SHF	---	2:44.306		
6	147	Alex Collins	ALD	---	2:44.366		

Race 13, Group 1 (2 of 2)

Fin	Nr	Name	Abr	Nat	Time	Pnts	>>
1	250	Niall Treacy	MIRC	---	2:53.599		Q
2	254	Daniel Pickering	NIRC	---	2:54.003		Q
3	88	David Robles-Thome	FV	---	3:01.219		Q
4	81	Billy Mair	AYR	---	3:12.191		
5	49	Kyle Ross-Waddell	NIRC	---	0.000		adv
p	104	Brandon Marshall	SHF	---	--		penalty

Final 1500 meter Junior Boys

Race 30, Group 2 (1 of 1)

Fin	Nr	Name	Abr	Nat	Time	Pnts	>>
1	104	Brandon Marshall	SHF	---	2:52.011	1	
2	147	Alex Collins	ALD	---	2:55.297		
3	15	Matt Gardner	SHF	---	2:55.923		
4	125	Johanco Veldsman	SHF	---	3:03.103		
5	81	Billy Mair	AYR	---	3:22.517		

Race 31, Group 1 (1 of 1)

Fin	Nr	Name	Abr	Nat	Time	Pnts	>>
1	250	Niall Treacy	MIRC	---	2:37.771	34	
2	254	Daniel Pickering	NIRC	---	2:42.535	21	
3	132	Solomon Prempeh	ALD	---	2:43.547	13	
4	88	David Robles-Thome	FV	---	2:47.180	8	
5	135	Bradley Wills	SHF	---	3:30.390	5	
6	49	Kyle Ross-Waddell	NIRC	---	--	3	
p	59	Peter Riches	ALD	---	--	1	penalty



British Short Track Championships

Nottingham GBR

31st March & 1st April 2018

Distance Classification 1500 meter Junior Boys

#	Name	Team	ISU	Fin		Time		
Final Group 1								
1	250	Niall Treacy	MIRC	---	1	34	1-1	2:37.771
2	254	Daniel Pickering	NIRC	---	2	21	2-2	2:42.535
3	132	Solomon Prempeh	ALD	---	3	13	2-3	2:36.728
4	88	David Robles-Thome	FV	---	4	8	3-4	2:47.180
5	135	Bradley Wills	SHF	---	5	5	3-5	2:37.566
6	49	Kyle Ross-Waddell	NIRC	---	6	3	5-6	0.000
7	59	Peter Riches	ALD	---	P	1	1-P	2:33.332
Final Group 2								
8	104	Brandon Marshall	SHF	---	1	1	P-1	2:52.011
9	147	Alex Collins	ALD	---	2		6-2	2:44.366
10	15	Matt Gardner	SHF	---	3		5-3	2:44.306
11	125	Johanco Veldsman	SHF	---	4		4-4	2:43.504
12	81	Billy Mair	AYR	---	5		4-5	3:12.191

Heats 500 meter Junior Boys

Race 38, Group 1 (1 of 3)

<i>Fin</i>	<i>Nr</i>	<i>Name</i>	<i>Abr</i>	<i>Nat</i>	Time	Pnts	>>
1	132	Solomon Prempeh	ALD	---	46.847		Q
2	88	David Robles-Thome	FV	---	49.603		Q
3	147	Alex Collins	ALD	---	49.753		
4	15	Matt Gardner	SHF	---	50.317		

Race 39, Group 1 (2 of 3)

<i>Fin</i>	<i>Nr</i>	<i>Name</i>	<i>Abr</i>	<i>Nat</i>	Time	Pnts	>>
1	59	Peter Riches	ALD	---	45.341		Q
2	250	Niall Treacy	MIRC	---	45.423		Q
3	49	Kyle Ross-Waddell	NIRC	---	47.001		q
4	81	Billy Mair	AYR	---	57.497		

Race 40, Group 1 (3 of 3)

<i>Fin</i>	<i>Nr</i>	<i>Name</i>	<i>Abr</i>	<i>Nat</i>	Time	Pnts	>>
1	104	Brandon Marshall	SHF	---	47.993		Q
2	254	Daniel Pickering	NIRC	---	48.401		Q
3	135	Bradley Wills	SHF	---	48.723		q
4	125	Johanco Veldsman	SHF	---	--		

Semi Final 500 meter Junior Boys

Race 46, Group 1 (1 of 2)

<i>Fin</i>	<i>Nr</i>	<i>Name</i>	<i>Abr</i>	<i>Nat</i>	Time	Pnts	>>
1	250	Niall Treacy	MIRC	---	46.037		Q
2	104	Brandon Marshall	SHF	---	47.445		Q
3	88	David Robles-Thome	FV	---	48.917		
4	135	Bradley Wills	SHF	---	50.377		

Race 47, Group 1 (2 of 2)

<i>Fin</i>	<i>Nr</i>	<i>Name</i>	<i>Abr</i>	<i>Nat</i>	Time	Pnts	>>
1	59	Peter Riches	ALD	---	47.036		Q
2	132	Solomon Prempeh	ALD	---	47.538		Q
3	254	Daniel Pickering	NIRC	---	48.958		
4	49	Kyle Ross-Waddell	NIRC	---	53.412		

Final 500 meter Junior Boys

Race 68, Group 3 (1 of 1)

<i>Fin</i>	<i>Nr</i>	<i>Name</i>	<i>Abr</i>	<i>Nat</i>	Time	Pnts	>>
1	147	Alex Collins	ALD	---	51.780		
2	125	Johanco Veldsman	SHF	---	52.348		
3	15	Matt Gardner	SHF	---	52.468		
4	81	Billy Mair	AYR	---	1:01.162		

Race 69, Group 2 (1 of 1)

<i>Fin</i>	<i>Nr</i>	<i>Name</i>	<i>Abr</i>	<i>Nat</i>	Time	Pnts	>>
1	49	Kyle Ross-Waddell	NIRC	---	47.459	5	
2	254	Daniel Pickering	NIRC	---	48.711	3	
3	88	David Robles-Thome	FV	---	49.071	2	
4	135	Bradley Wills	SHF	---	49.177	1	



British Short Track Championships

Nottingham GBR

31st March & 1st April 2018

Final 500 meter Junior Boys (...)

Race 70, Group 1 (1 of 1)

<i>Fin</i>	<i>Nr</i>	<i>Name</i>	<i>Abr</i>	<i>Nat</i>	Time	Pnts	>>
1	250	Niall Treacy	MIRC	---	46.318	34	
2	132	Solomon Prempeh	ALD	---	46.670	21	
3	104	Brandon Marshall	SHF	---	46.756	13	
4	59	Peter Riches	ALD	---	56.564	8	



British Short Track Championships

Nottingham GBR

31st March & 1st April 2018

Distance Classification 500 meter Junior Boys

#	Name	Team	ISU	Fin		Time
Final Group 1						
1	250 Niall Treacy	MIRC	---	1	34 2-1-1	45.423
2	132 Solomon Prempeh	ALD	---	2	21 1-2-2	46.670
3	104 Brandon Marshall	SHF	---	3	13 1-2-3	46.756
4	59 Peter Riches	ALD	---	4	8 1-1-4	45.341
Final Group 2						
5	49 Kyle Ross-Waddell	NIRC	---	1	5 3-4-1	47.001
6	254 Daniel Pickering	NIRC	---	2	3 2-3-2	48.401
7	88 David Robles-Thome	FV	---	3	2 2-3-3	48.917
8	135 Bradley Wills	SHF	---	4	1 3-4-4	48.723
Final Group 3						
9	147 Alex Collins	ALD	---	1	3-1	49.753
10	125 Johanco Veldsman	SHF	---	2	4-2	52.348
11	15 Matt Gardner	SHF	---	3	4-3	50.317
12	81 Billy Mair	AYR	---	4	4-4	57.497

Heats 1000 meter Junior Boys

Race 76, Group 1 (1 of 3)

Fin	Nr	Name	Abr	Nat	Time	Pnts	>>
1	59	Peter Riches	ALD	---	1:38.907		Q
2	250	Niall Treacy	MIRC	---	1:38.959		Q
3	49	Kyle Ross-Waddell	NIRC	---	1:39.569		q
4	125	Johanco Veldsman	SHF	---	1:49.249		

Race 77, Group 1 (2 of 3)

Fin	Nr	Name	Abr	Nat	Time	Pnts	>>
1	104	Brandon Marshall	SHF	---	1:42.290		Q
2	254	Daniel Pickering	NIRC	---	1:42.918		Q
3	147	Alex Collins	ALD	---	1:46.732		
4	15	Matt Gardner	SHF	---	1:46.898		

Race 78, Group 1 (3 of 3)

Fin	Nr	Name	Abr	Nat	Time	Pnts	>>
1	132	Solomon Prempeh	ALD	---	1:43.372		Q
2	135	Bradley Wills	SHF	---	1:44.096		Q
3	88	David Robles-Thome	FV	---	1:45.348		q
4	81	Billy Mair	AYR	---	2:04.092		

Semi Final 1000 meter Junior Boys

Race 89, Group 1 (1 of 2)

Fin	Nr	Name	Abr	Nat	Time	Pnts	>>
1	250	Niall Treacy	MIRC	---	1:45.164		Q
2	104	Brandon Marshall	SHF	---	1:45.258		Q
3	88	David Robles-Thome	FV	---	1:47.126		
4	135	Bradley Wills	SHF	---	1:47.366		

Race 90, Group 1 (2 of 2)

Fin	Nr	Name	Abr	Nat	Time	Pnts	>>
1	59	Peter Riches	ALD	---	1:39.159		Q
2	132	Solomon Prempeh	ALD	---	1:39.489		Q
3	254	Daniel Pickering	NIRC	---	1:41.385		
4	49	Kyle Ross-Waddell	NIRC	---	1:42.353		

Final 1000 meter Junior Boys

Race 111, Group 3 (1 of 1)

Fin	Nr	Name	Abr	Nat	Time	Pnts	>>
1	147	Alex Collins	ALD	---	1:44.021		
2	125	Johanco Veldsman	SHF	---	1:44.337		
3	15	Matt Gardner	SHF	---	1:44.721		
4	81	Billy Mair	AYR	---	1:57.717		

Race 112, Group 2 (1 of 1)

Fin	Nr	Name	Abr	Nat	Time	Pnts	>>
1	254	Daniel Pickering	NIRC	---	1:53.580	5	
2	49	Kyle Ross-Waddell	NIRC	---	1:53.712	3	
3	135	Bradley Wills	SHF	---	1:53.946	2	
4	88	David Robles-Thome	FV	---	1:55.030	1	



British Short Track Championships

Nottingham GBR

31st March & 1st April 2018

Final 1000 meter Junior Boys (...)

Race 113, Group 1 (1 of 1)

<i>Fin</i>	<i>Nr</i>	<i>Name</i>	<i>Abr</i>	<i>Nat</i>	Time	Pnts	>>
1	59	Peter Riches	ALD	---	1:43.139	34	
2	250	Niall Treacy	MIRC	---	1:43.167	21	
3	132	Solomon Prempeh	ALD	---	1:45.453	13	
4	104	Brandon Marshall	SHF	---	1:45.537	8	



British Short Track Championships

Nottingham GBR

31st March & 1st April 2018

Distance Classification 1000 meter Junior Boys

#	Name	Team	ISU	Fin		Time
Final Group 1						
1	59 Peter Riches	ALD	---	1	34 1-1-1	1:38.907
2	250 Niall Treacy	MIRC	---	2	21 2-1-2	1:38.959
3	132 Solomon Prempeh	ALD	---	3	13 1-2-3	1:39.489
4	104 Brandon Marshall	SHF	---	4	8 1-2-4	1:42.290
Final Group 2						
5	254 Daniel Pickering	NIRC	---	1	5 2-3-1	1:41.385
6	49 Kyle Ross-Waddell	NIRC	---	2	3 3-4-2	1:39.569
7	135 Bradley Wills	SHF	---	3	2 2-4-3	1:44.096
8	88 David Robles-Thome	FV	---	4	1 3-3-4	1:45.348
Final Group 3						
9	147 Alex Collins	ALD	---	1	3-1	1:44.021
10	125 Johanco Veldsman	SHF	---	2	4-2	1:44.337
11	15 Matt Gardner	SHF	---	3	4-3	1:44.721
12	81 Billy Mair	AYR	---	4	4-4	1:57.717



British Short Track Championships

Nottingham GBR

31st March & 1st April 2018

Overall Classification Junior Boys

	#	Name	Team	ISU	FP	CDR		time
1	250	Niall Treacy	MIRC	---	89	4	1-1-2	2:37.771
2	132	Solomon Prempeh	ALD	---	47	8	3-2-3	2:36.728
3	59	Peter Riches	ALD	---	43	12	7-4-1	2:33.332
4	254	Daniel Pickering	NIRC	---	29	13	2-6-5	2:42.535
5	104	Brandon Marshall	SHF	---	22	15	8-3-4	2:52.011
6	49	Kyle Ross-Waddell	NIRC	---	11	17	6-5-6	0.000
7	88	David Robles-Thome	FV	---	11	19	4-7-8	2:47.180
8	135	Bradley Wills	SHF	---	8	20	5-8-7	2:37.566
9	147	Alex Collins	ALD	---		27	9-9-9	2:44.366
10	125	Johanco Veldsman	SHF	---		31	11-10-10	2:43.504
11	15	Matt Gardner	SHF	---		32	10-11-11	2:44.306
12	81	Billy Mair	AYR	---		36	12-12-12	3:12.191



British Short Track Championships

Nottingham GBR

31st March & 1st April 2018

List of Competitors

Junior Girls

4	Grant	Hannah	ALT	GBR
31	Nemeth-Knight	Natasha	MIRC	GBR
39	Taylor	Fern	NIRC	GBR
44	Kaye	Talya	NIRC	GBR
95	Roberts	Isabelle	NIRC	GBR
136	Happer	Rose	NIRC	GBR
255	Weedon	Olivia	ALD	GBR
274	Hoyland	Holly	NIRC	GBR
286	Hayward	Charlotte	MIRC	GBR



British Short Track Championships

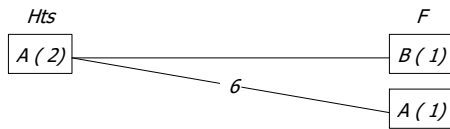
Nottingham GBR

31st March & 1st April 2018

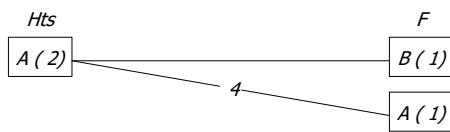
Qualification

Junior Girls (8 competitors)

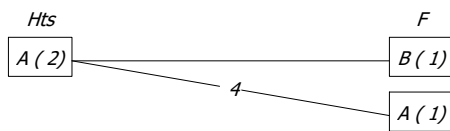
1500



500



1000



Heats 1500 meter Junior Girls

Race 10, Group 1 (1 of 2)

Fin	Nr	Name	Abr	Nat	Time	Pnts	>>
1	95	Isabelle Roberts	NIRC	---	2:53.958		Q
2	286	Charlotte Hayward	MIRC	---	2:54.836		Q
3	31	Natasha Nemeth-Knight	MIRC	---	2:59.978		Q
4	39	Fern Taylor	NIRC	---	3:08.342		
5	136	Rose Happer	NIRC	---	--		

Race 11, Group 1 (2 of 2)

Fin	Nr	Name	Abr	Nat	Time	Pnts	>>
1	255	Olivia Weedon	ALD	---	3:06.407		Q
2	274	Holly Hoyland	NIRC	---	3:06.703		Q
3	44	Talya Kaye	NIRC	---	3:07.253		Q
4	4	Hannah Grant	ALT	---	3:13.337		

Final 1500 meter Junior Girls

Race 28, Group 2 (1 of 1)

Fin	Nr	Name	Abr	Nat	Time	Pnts	>>
1	136	Rose Happer	NIRC	---	3:10.506	2	
2	4	Hannah Grant	ALT	---	3:10.948	1	
p	39	Fern Taylor	NIRC	---	--		penalty

Race 29, Group 1 (1 of 1)

Fin	Nr	Name	Abr	Nat	Time	Pnts	>>
1	95	Isabelle Roberts	NIRC	---	2:48.792	34	
2	286	Charlotte Hayward	MIRC	---	2:50.204	21	
3	274	Holly Hoyland	NIRC	---	2:55.648	13	
4	255	Olivia Weedon	ALD	---	3:06.072	8	
5	31	Natasha Nemeth-Knight	MIRC	---	3:35.852	5	
p	44	Talya Kaye	NIRC	---	--	2	penalty



British Short Track Championships

Nottingham GBR

31st March & 1st April 2018

Distance Classification 1500 meter Junior Girls

#	Name	Team	ISU	Fin		Time
Final Group 1						
1	95 Isabelle Roberts	NIRC	---	1	34 1-1	2:48.792
2	286 Charlotte Hayward	MIRC	---	2	21 2-2	2:50.204
3	274 Holly Hoyland	NIRC	---	3	13 2-3	2:55.648
4	255 Olivia Weedon	ALD	---	4	8 1-4	3:06.072
5	31 Natasha Nemeth-Knight	MIRC	---	5	5 3-5	2:59.978
6	44 Talya Kaye	NIRC	---	P	2 3-P	3:07.253
Final Group 2						
7	136 Rose Happer	NIRC	---	1	2 5-1	3:10.506
8	4 Hannah Grant	ALT	---	2	1 4-2	3:10.948
9	39 Fern Taylor	NIRC	---	P	4-P	3:08.342

Heats 500 meter Junior Girls

Race 36, Group 1 (1 of 2)

<i>Fin</i>	<i>Nr</i>	<i>Name</i>	<i>Abr</i>	<i>Nat</i>	Time	Pnts	>>
1	274	Holly Hoyland	NIRC	---	49.824		Q
2	286	Charlotte Hayward	MIRC	---	49.956		Q
3	44	Talya Kaye	NIRC	---	51.794		
4	136	Rose Happer	NIRC	---	--		

Race 37, Group 1 (2 of 2)

<i>Fin</i>	<i>Nr</i>	<i>Name</i>	<i>Abr</i>	<i>Nat</i>	Time	Pnts	>>
1	95	Isabelle Roberts	NIRC	---	49.330		Q
2	255	Olivia Weedon	ALD	---	50.402		Q
3	31	Natasha Nemeth-Knight	MIRC	---	53.190		
4	39	Fern Taylor	NIRC	---	55.856		
5	4	Hannah Grant	ALT	---	56.552		

Final 500 meter Junior Girls

Race 66, Group 2 (1 of 1)

<i>Fin</i>	<i>Nr</i>	<i>Name</i>	<i>Abr</i>	<i>Nat</i>	Time	Pnts	>>
1	44	Talya Kaye	NIRC	---	52.236	5	
2	31	Natasha Nemeth-Knight	MIRC	---	53.590	3	
3	39	Fern Taylor	NIRC	---	55.728	2	
4	4	Hannah Grant	ALT	---	58.018	1	
5	136	Rose Happer	NIRC	---	1:15.110		

Race 67, Group 1 (1 of 1)

<i>Fin</i>	<i>Nr</i>	<i>Name</i>	<i>Abr</i>	<i>Nat</i>	Time	Pnts	>>
1	255	Olivia Weedon	ALD	---	50.299	34	
2	95	Isabelle Roberts	NIRC	---	50.769	21	
3	274	Holly Hoyland	NIRC	---	1:31.260	13	
p	286	Charlotte Hayward	MIRC	---	--	5	penalty



British Short Track Championships

Nottingham GBR

31st March & 1st April 2018

Distance Classification 500 meter Junior Girls

	#	Name	Team	ISU	Fin		Time
Final Group 1							
1	255	Olivia Weedon	ALD	---	1	34 2-1	50.299
2	95	Isabelle Roberts	NIRC	---	2	21 1-2	49.330
3	274	Holly Hoyland	NIRC	---	3	13 1-3	49.824
4	286	Charlotte Hayward	MIRC	---	P	5 2-P	49.956
Final Group 2							
5	44	Talya Kaye	NIRC	---	1	5 3-1	51.794
6	31	Natasha Nemeth-Knight	MIRC	---	2	3 3-2	53.190
7	39	Fern Taylor	NIRC	---	3	2 4-3	55.728
8	4	Hannah Grant	ALT	---	4	1 5-4	56.552
9	136	Rose Happer	NIRC	---	5	4-5	1:15.110

Heats 1000 meter Junior Girls

Race 74, Group 1 (1 of 2)

Fin	Nr	Name	Abr	Nat	Time	Pnts	>>
1	255	Olivia Weedon	ALD	---	1:49.267		Q
2	286	Charlotte Hayward	MIRC	---	1:49.445		Q
3	44	Talya Kaye	NIRC	---	1:49.763		
4	39	Fern Taylor	NIRC	---	2:02.873		

Race 75, Group 1 (2 of 2)

Fin	Nr	Name	Abr	Nat	Time	Pnts	>>
1	95	Isabelle Roberts	NIRC	---	1:54.589		Q
2	274	Holly Hoyland	NIRC	---	1:55.203		Q
3	31	Natasha Nemeth-Knight	MIRC	---	1:57.443		
4	136	Rose Happer	NIRC	---	2:00.923		
5	4	Hannah Grant	ALT	---	2:04.371		

Final 1000 meter Junior Girls

Race 109, Group 2 (1 of 1)

Fin	Nr	Name	Abr	Nat	Time	Pnts	>>
1	44	Talya Kaye	NIRC	---	1:51.527	5	
2	136	Rose Happer	NIRC	---	1:52.125	3	
nf	39	Fern Taylor	NIRC	---	--		dnf
p	31	Natasha Nemeth-Knight	MIRC	---	--		penalty

Race 110, Group 1 (1 of 1)

Fin	Nr	Name	Abr	Nat	Time	Pnts	>>
1	95	Isabelle Roberts	NIRC	---	1:43.929	34	
2	255	Olivia Weedon	ALD	---	1:43.993	21	
3	274	Holly Hoyland	NIRC	---	1:57.009	13	
p	286	Charlotte Hayward	MIRC	---	--	5	penalty



British Short Track Championships

Nottingham GBR

31st March & 1st April 2018

Distance Classification 1000 meter Junior Girls

#	Name	Team	ISU	Fin		Time
Final Group 1						
1	95 Isabelle Roberts	NIRC	---	1	34 1-1	1:43.929
2	255 Olivia Weedon	ALD	---	2	21 1-2	1:43.993
3	274 Holly Hoyland	NIRC	---	3	13 2-3	1:55.203
4	286 Charlotte Hayward	MIRC	---	P	5 2-P	1:49.445
Final Group 2						
5	44 Talya Kaye	NIRC	---	1	5 3-1	1:49.763
6	136 Rose Happer	NIRC	---	2	3 4-2	1:52.125
7	31 Natasha Nemeth-Knight	MIRC	---	P	3-P	1:57.443
8	39 Fern Taylor	NIRC	---	NF	4-NF	2:02.873
Heats Group 1						
9	4 Hannah Grant	ALT	---	5	5	2:04.371



British Short Track Championships

Nottingham GBR

31st March & 1st April 2018

Overall Classification Junior Girls

	<i>#</i>	<i>Name</i>	<i>Team</i>	<i>ISU</i>	<i>FP</i>	<i>CDR</i>		<i>time</i>
1	95	Isabelle Roberts	NIRC	---	89	4	1-2-1	2:48.792
2	255	Olivia Weedon	ALD	---	63	7	4-1-2	3:06.072
3	274	Holly Hoyland	NIRC	---	39	9	3-3-3	2:55.648
4	286	Charlotte Hayward	MIRC	---	31	10	2-4-4	2:50.204
5	44	Talya Kaye	NIRC	---	12	16	6-5-5	3:07.253
6	31	Natasha Nemeth-Knight	MIRC	---	8	18	5-6-7	2:59.978
7	136	Rose Happer	NIRC	---	5	22	7-9-6	3:10.506
8	39	Fern Taylor	NIRC	---	2	24	9-7-8	3:08.342
9	4	Hannah Grant	ALT	---	2	25	8-8-9	3:10.948



British Short Track Championships

Nottingham GBR

31st March & 1st April 2018

List of Competitors

Juvenile Boys

114	Campion	Charlie	NIRC	GBR
139	Raizada	Isaac	NIRC	GBR
146	Hurley	Isaac	NIRC	GBR
176	Kan	Skylar	MIRC	GBR
248	Lloyd	Sam	NIRC	GBR
283	Urquhart	Jack	NIRC	GBR
290	Collins	Theo	ALD	GBR
296	Gawith	Nicky	BISSC	GBR



British Short Track Championships

Nottingham GBR

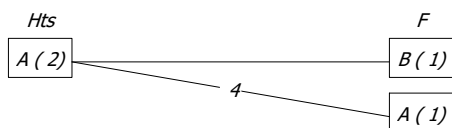
31st March & 1st April 2018

Qualification

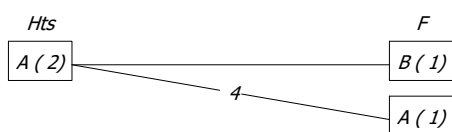
Juvenile Boys

(8 competitors)

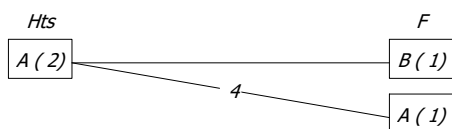
1000



500



777





British Short Track Championships

Nottingham GBR

31st March & 1st April 2018

Heats 1000 meter Juvenile Boys

Race 3, Group 1 (1 of 2)

<i>Fin</i>	<i>Nr</i>	<i>Name</i>	<i>Abr</i>	<i>Nat</i>	Time	Pnts	>>
1	290	Theo Collins	ALD	---	1:45.614		Q
2	146	Isaac Hurley	NIRC	---	2:06.770		Q adv
3	248	Sam Lloyd	NIRC	---	2:17.914		
<i>p</i>	176	Skylar Kan	MIRC	---	--		penalty

Race 4, Group 1 (2 of 2)

<i>Fin</i>	<i>Nr</i>	<i>Name</i>	<i>Abr</i>	<i>Nat</i>	Time	Pnts	>>
1	139	Isaac Raizada	NIRC	---	1:44.013		Q
2	283	Jack Urquhart	NIRC	---	1:44.147		Q
3	296	Nicky Gawith	BISSC	---	2:05.335		
4	114	Charlie Campion	NIRC	---	2:15.861		

Final 1000 meter Juvenile Boys

Race 19, Group 2 (1 of 1)

<i>Fin</i>	<i>Nr</i>	<i>Name</i>	<i>Abr</i>	<i>Nat</i>	Time	Pnts	>>
1	176	Skylar Kan	MIRC	---	1:55.473	5	
2	296	Nicky Gawith	BISSC	---	2:03.363	3	
3	114	Charlie Campion	NIRC	---	2:09.323	2	
4	248	Sam Lloyd	NIRC	---	2:09.787	1	

Race 20, Group 1 (1 of 1)

<i>Fin</i>	<i>Nr</i>	<i>Name</i>	<i>Abr</i>	<i>Nat</i>	Time	Pnts	>>
1	290	Theo Collins	ALD	---	1:44.011	34	
2	139	Isaac Raizada	NIRC	---	1:46.033	21	
3	283	Jack Urquhart	NIRC	---	1:48.281	13	
4	146	Isaac Hurley	NIRC	---	1:53.387	8	



British Short Track Championships

Nottingham GBR

31st March & 1st April 2018

Distance Classification 1000 meter Juvenile Boys

#	Name	Team	ISU	Fin		Time
Final Group 1						
1	290 Theo Collins	ALD	---	1	34 1-1	1:44.011
2	139 Isaac Raizada	NIRC	---	2	21 1-2	1:44.013
3	283 Jack Urquhart	NIRC	---	3	13 2-3	1:44.147
4	146 Isaac Hurley	NIRC	---	4	8 2-4	1:53.387
Final Group 2						
5	176 Skylar Kan	MIRC	---	1	5 P-1	1:55.473
6	296 Nicky Gawith	BISSC	---	2	3 3-2	2:03.363
7	114 Charlie Champion	NIRC	---	3	2 4-3	2:09.323
8	248 Sam Lloyd	NIRC	---	4	1 3-4	2:09.787



British Short Track Championships

Nottingham GBR

31st March & 1st April 2018

Heats 500 meter Juvenile Boys

Race 44, Group 1 (1 of 2)

<i>Fin</i>	<i>Nr</i>	<i>Name</i>	<i>Abr</i>	<i>Nat</i>	Time	Pnts	>>
1	139	Isaac Raizada	NIRC	---	50.045		Q
2	283	Jack Urquhart	NIRC	---	54.631		Q
3	296	Nicky Gawith	BISSC	---	59.897		
4	114	Charlie Campion	NIRC	---	1:03.069		

Race 45, Group 1 (2 of 2)

<i>Fin</i>	<i>Nr</i>	<i>Name</i>	<i>Abr</i>	<i>Nat</i>	Time	Pnts	>>
1	290	Theo Collins	ALD	---	48.474		Q
2	146	Isaac Hurley	NIRC	---	53.156		Q
3	176	Skylar Kan	MIRC	---	53.548		
4	248	Sam Lloyd	NIRC	---	1:02.148		

Final 500 meter Juvenile Boys

Race 59, Group 2 (1 of 1)

<i>Fin</i>	<i>Nr</i>	<i>Name</i>	<i>Abr</i>	<i>Nat</i>	Time	Pnts	>>
1	176	Skylar Kan	MIRC	---	54.564	5	
2	296	Nicky Gawith	BISSC	---	59.538	3	
3	114	Charlie Campion	NIRC	---	1:02.306	2	
4	248	Sam Lloyd	NIRC	---	1:21.458	1	

Race 60, Group 1 (1 of 1)

<i>Fin</i>	<i>Nr</i>	<i>Name</i>	<i>Abr</i>	<i>Nat</i>	Time	Pnts	>>
1	290	Theo Collins	ALD	---	48.438	34	
2	139	Isaac Raizada	NIRC	---	48.470	21	
3	283	Jack Urquhart	NIRC	---	52.590	13	
4	146	Isaac Hurley	NIRC	---	54.056	8	



British Short Track Championships

Nottingham GBR

31st March & 1st April 2018

Distance Classification 500 meter Juvenile Boys

#	Name	Team	ISU	Fin			Time
Final Group 1							
1	290 Theo Collins	ALD	---	1	34	1-1	48.438
2	139 Isaac Raizada	NIRC	---	2	21	1-2	48.470
3	283 Jack Urquhart	NIRC	---	3	13	2-3	52.590
4	146 Isaac Hurley	NIRC	---	4	8	2-4	53.156
Final Group 2							
5	176 Skylar Kan	MIRC	---	1	5	3-1	53.548
6	296 Nicky Gawith	BISSC	---	2	3	3-2	59.538
7	114 Charlie Champion	NIRC	---	3	2	4-3	1:02.306
8	248 Sam Lloyd	NIRC	---	4	1	4-4	1:02.148



British Short Track Championships

Nottingham GBR

31st March & 1st April 2018

Heats 777 meter Juvenile Boys

Race 87, Group 1 (1 of 2)

<i>Fin</i>	<i>Nr</i>	<i>Name</i>	<i>Abr</i>	<i>Nat</i>	Time	Pnts	>>
1	290	Theo Collins	ALD	---	1:18.504		Q
2	146	Isaac Hurley	NIRC	---	1:25.984		Q
3	176	Skylar Kan	MIRC	---	1:27.710		
4	248	Sam Lloyd	NIRC	---	1:43.452		

Race 88, Group 1 (2 of 2)

<i>Fin</i>	<i>Nr</i>	<i>Name</i>	<i>Abr</i>	<i>Nat</i>	Time	Pnts	>>
1	139	Isaac Raizada	NIRC	---	1:20.539		Q
2	283	Jack Urquhart	NIRC	---	1:20.713		Q
3	296	Nicky Gawith	BISSC	---	1:36.677		
4	114	Charlie Campion	NIRC	---	1:47.233		

Final 777 meter Juvenile Boys

Race 102, Group 2 (1 of 1)

<i>Fin</i>	<i>Nr</i>	<i>Name</i>	<i>Abr</i>	<i>Nat</i>	Time	Pnts	>>
1	176	Skylar Kan	MIRC	---	1:28.178	5	
2	296	Nicky Gawith	BISSC	---	1:33.268	3	
3	248	Sam Lloyd	NIRC	---	1:37.302	2	
4	114	Charlie Campion	NIRC	---	1:41.910	1	

Race 103, Group 1 (1 of 1)

<i>Fin</i>	<i>Nr</i>	<i>Name</i>	<i>Abr</i>	<i>Nat</i>	Time	Pnts	>>
1	290	Theo Collins	ALD	---	1:16.212	34	
2	139	Isaac Raizada	NIRC	---	1:18.946	21	
3	283	Jack Urquhart	NIRC	---	1:24.384	13	
4	146	Isaac Hurley	NIRC	---	1:28.212	8	



British Short Track Championships

Nottingham GBR

31st March & 1st April 2018

Distance Classification 777 meter Juvenile Boys

#	Name	Team	ISU	Fin			Time
Final Group 1							
1	290 Theo Collins	ALD	---	1	34	1-1	1:16.212
2	139 Isaac Raizada	NIRC	---	2	21	1-2	1:18.946
3	283 Jack Urquhart	NIRC	---	3	13	2-3	1:20.713
4	146 Isaac Hurley	NIRC	---	4	8	2-4	1:25.984
Final Group 2							
5	176 Skylar Kan	MIRC	---	1	5	3-1	1:27.710
6	296 Nicky Gawith	BISSC	---	2	3	3-2	1:33.268
7	248 Sam Lloyd	NIRC	---	3	2	4-3	1:37.302
8	114 Charlie Champion	NIRC	---	4	1	4-4	1:41.910



British Short Track Championships

Nottingham GBR

31st March & 1st April 2018

Overall Classification Juvenile Boys

	<i>#</i>	<i>Name</i>	<i>Team</i>	<i>ISU</i>	<i>FP</i>	<i>CDR</i>		<i>time</i>
1	290	Theo Collins	ALD	---	102	3	1-1-1	1:44.011
2	139	Isaac Raizada	NIRC	---	63	6	2-2-2	1:44.013
3	283	Jack Urquhart	NIRC	---	39	9	3-3-3	1:44.147
4	146	Isaac Hurley	NIRC	---	24	12	4-4-4	1:53.387
5	176	Skylar Kan	MIRC	---	15	15	5-5-5	1:55.473
6	296	Nicky Gawith	BISSC	---	9	18	6-6-6	2:03.363
7	114	Charlie Champion	NIRC	---	5	22	7-7-8	2:09.323
8	248	Sam Lloyd	NIRC	---	4	23	8-8-7	2:09.787



British Short Track Championships

Nottingham GBR

31st March & 1st April 2018

List of Competitors

Juvenile Girls

69	Lathwell-Watts	Helena	ALT	GBR
101	Draper	Philippa	ALD	GBR
302	Robertson	Sophie	NIRC	GBR



British Short Track Championships

Nottingham GBR

31st March & 1st April 2018

Qualification

Juvenile Girls

(2 competitors)

1000

F

A (1)

500

F

A (1)

777

F

A (1)



British Short Track Championships

Nottingham GBR

31st March & 1st April 2018

Final 1000 meter Juvenile Girls

Race 18, Group 1 (1 of 1)

<i>Fin</i>	<i>Nr</i>	<i>Name</i>	<i>Abr</i>	<i>Nat</i>	Time	Pnts	>>
1	69	Helena Lathwell-Watts	ALT	---	2:00.784	34	
2	302	Sophie Robertson	NIRC	---	2:01.408	21	
3	101	Philippa Draper	ALD	---	2:01.844	13	



British Short Track Championships

Nottingham GBR

31st March & 1st April 2018

Distance Classification 1000 meter Juvenile Girls

	<i>#</i>	<i>Name</i>	<i>Team</i>	<i>ISU</i>	<i>Fin</i>			<i>Time</i>
Final Group 1								
1	69	Helena Lathwell-Watts	ALT	---	1	34	1	2:00.784
2	302	Sophie Robertson	NIRC	---	2	21	2	2:01.408
3	101	Philippa Draper	ALD	---	3	13	3	2:01.844



British Short Track Championships

Nottingham GBR

31st March & 1st April 2018

Final 500 meter Juvenile Girls

Race 58, Group 1 (1 of 1)

<i>Fin</i>	<i>Nr</i>	<i>Name</i>	<i>Abr</i>	<i>Nat</i>	Time	Pnts	>>
1	101	Philippa Draper	ALD	---	56.274	34	
2	69	Helena Lathwell-Watts	ALT	---	1:07.634	21	
3	302	Sophie Robertson	NIRC	---	1:09.876	13	



British Short Track Championships

Nottingham GBR

31st March & 1st April 2018

Distance Classification 500 meter Juvenile Girls

	#	Name	Team	ISU	Fin			Time
Final Group 1								
1	101	Philippa Draper	ALD	---	1	34	1	56.274
2	69	Helena Lathwell-Watts	ALT	---	2	21	2	1:07.634
3	302	Sophie Robertson	NIRC	---	3	13	3	1:09.876



British Short Track Championships

Nottingham GBR

31st March & 1st April 2018

Final 777 meter Juvenile Girls

Race 101, Group 1 (1 of 1)

<i>Fin</i>	<i>Nr</i>	<i>Name</i>	<i>Abr</i>	<i>Nat</i>	Time	Pnts	>>
1	69	Helena Lathwell-Watts	ALT	---	1:27.736	34	
2	101	Philippa Draper	ALD	---	1:28.560	21	



British Short Track Championships

Nottingham GBR

31st March & 1st April 2018

Distance Classification 777 meter Juvenile Girls

	<i>#</i>	<i>Name</i>	<i>Team</i>	<i>ISU</i>	<i>Fin</i>			<i>Time</i>
Final Group 1								
1	69	Helena Lathwell-Watts	ALT	---	1	34	1	1:27.736
2	101	Philippa Draper	ALD	---	2	21	2	1:28.560



British Short Track Championships

Nottingham GBR

31st March & 1st April 2018

Overall Classification Juvenile Girls

	<i>#</i>	<i>Name</i>	<i>Team</i>	<i>ISU</i>	<i>FP</i>	<i>CDR</i>		<i>time</i>
1	69	Helena Lathwell-Watts	ALT	---	89	4	1-2-1	2:00.784
2	101	Philippa Draper	ALD	---	68	6	3-1-2	2:01.844
3	302	Sophie Robertson	NIRC	---	34	8	2-3-3	2:01.408



British Short Track Championships

Nottingham GBR

31st March & 1st April 2018

List of Competitors

Pee Wee Boys

79	Baker	Elliot	NIRC	GBR
107	Clarey	Arty	MIRC	GBR
109	Glynn	Noah	MIRC	GBR
265	Hill Jnr	Adam	MIRC	GBR



British Short Track Championships

Nottingham GBR

31st March & 1st April 2018

Qualification

Pee Wee Boys

(4 competitors)

777

F

A (1)

333

F

A (1)

500

F

A (1)



British Short Track Championships

Nottingham GBR

31st March & 1st April 2018

Final 777 meter Pee Wee Boys

Race 17, Group 1 (1 of 1)

<i>Fin</i>	<i>Nr</i>	<i>Name</i>	<i>Abr</i>	<i>Nat</i>	Time	Pnts	>>
1	265	Adam Hill Jnr	MIRC	---	1:23.192	34	
2	107	Arty Clarey	MIRC	---	1:30.640	21	
3	109	Noah Glynn	MIRC	---	1:33.050	13	
4	79	Elliot Baker	NIRC	---	1:43.952	8	



British Short Track Championships

Nottingham GBR

31st March & 1st April 2018

Distance Classification 777 meter Pee Wee Boys

	#	Name	Team	ISU	Fin			Time
Final Group 1								
	1	265 Adam Hill Jnr	MIRC	---	1	34	1	1:23.192
	2	107 Arty Clarey	MIRC	---	2	21	2	1:30.640
	3	109 Noah Glynn	MIRC	---	3	13	3	1:33.050
	4	79 Elliot Baker	NIRC	---	4	8	4	1:43.952



British Short Track Championships

Nottingham GBR

31st March & 1st April 2018

Final 333 meter Pee Wee Boys

Race 57, Group 1 (1 of 1)

<i>Fin</i>	<i>Nr</i>	<i>Name</i>	<i>Abr</i>	<i>Nat</i>	Time	Pnts	>>
1	265	Adam Hill Jnr	MIRC	---	34.004	34	
2	107	Arty Clarey	MIRC	---	37.574	21	
3	109	Noah Glynn	MIRC	---	40.412	13	
4	79	Elliot Baker	NIRC	---	41.404	8	



British Short Track Championships

Nottingham GBR

31st March & 1st April 2018

Distance Classification 333 meter Pee Wee Boys

#	Name	Team	ISU	Fin			Time
Final Group 1							
1	265 Adam Hill Jnr	MIRC	---	1	34	1	34.004
2	107 Arty Clarey	MIRC	---	2	21	2	37.574
3	109 Noah Glynn	MIRC	---	3	13	3	40.412
4	79 Elliot Baker	NIRC	---	4	8	4	41.404



British Short Track Championships

Nottingham GBR

31st March & 1st April 2018

Final 500 meter Pee Wee Boys

Race 100, Group 1 (1 of 1)

<i>Fin</i>	<i>Nr</i>	<i>Name</i>	<i>Abr</i>	<i>Nat</i>	Time	Pnts	>>
1	265	Adam Hill Jnr	MIRC	---	50.224	34	
2	107	Arty Clarey	MIRC	---	54.958	21	
3	109	Noah Glynn	MIRC	---	56.158	13	
4	79	Elliot Baker	NIRC	---	1:00.716	8	



British Short Track Championships

Nottingham GBR

31st March & 1st April 2018

Distance Classification 500 meter Pee Wee Boys

	<i>#</i>	<i>Name</i>	<i>Team</i>	<i>ISU</i>	<i>Fin</i>			<i>Time</i>
Final Group 1								
1	265	Adam Hill Jnr	MIRC	---	1	34	1	50.224
2	107	Arty Clarey	MIRC	---	2	21	2	54.958
3	109	Noah Glynn	MIRC	---	3	13	3	56.158
4	79	Elliot Baker	NIRC	---	4	8	4	1:00.716



British Short Track Championships

Nottingham GBR

31st March & 1st April 2018

Overall Classification Pee Wee Boys

	<i>#</i>	<i>Name</i>	<i>Team</i>	<i>ISU</i>	<i>FP</i>	<i>CDR</i>		<i>time</i>
1	265	Adam Hill Jnr	MIRC	---	102	3	1-1-1	1:23.192
2	107	Arty Clarey	MIRC	---	63	6	2-2-2	1:30.640
3	109	Noah Glynn	MIRC	---	39	9	3-3-3	1:33.050
4	79	Elliot Baker	NIRC	---	24	12	4-4-4	1:43.952



British Short Track Championships

Nottingham GBR

31st March & 1st April 2018

List of Competitors

Pee Wee Girls

70	Cameron	Chloe	AYR	GBR
161	Grayson	Emma	NIRC	GBR
289	Taylor	Jessica	NIRC	GBR



British Short Track Championships

Nottingham GBR

31st March & 1st April 2018

Qualification

Pee Wee Girls

(3 competitors)

777

F

A (1)

333

F

A (1)

500

F

A (1)



British Short Track Championships

Nottingham GBR

31st March & 1st April 2018

Final 777 meter Pee Wee Girls

Race 16, Group 1 (1 of 1)

<i>Fin</i>	<i>Nr</i>	<i>Name</i>	<i>Abr</i>	<i>Nat</i>	Time	Pnts	>>
1	70	Chloe Cameron	AYR	---	1:35.029	34	
2	161	Emma Grayson	NIRC	---	1:39.431	21	
3	289	Jessica Taylor	NIRC	---	1:43.719	13	



British Short Track Championships

Nottingham GBR

31st March & 1st April 2018

Distance Classification 777 meter Pee Wee Girls

	<i>#</i>	<i>Name</i>	<i>Team</i>	<i>ISU</i>	<i>Fin</i>			<i>Time</i>
Final Group 1								
1	70	Chloe Cameron	AYR	---	1	34	1	1:35.029
2	161	Emma Grayson	NIRC	---	2	21	2	1:39.431
3	289	Jessica Taylor	NIRC	---	3	13	3	1:43.719



British Short Track Championships

Nottingham GBR

31st March & 1st April 2018

Final 333 meter Pee Wee Girls

Race 56, Group 1 (1 of 1)

<i>Fin</i>	<i>Nr</i>	<i>Name</i>	<i>Abr</i>	<i>Nat</i>	Time	Pnts	>>
1	70	Chloe Cameron	AYR	---	40.339	34	
2	161	Emma Grayson	NIRC	---	41.265	21	
3	289	Jessica Taylor	NIRC	---	43.547	13	



British Short Track Championships

Nottingham GBR

31st March & 1st April 2018

Distance Classification 333 meter Pee Wee Girls

	<i>#</i>	<i>Name</i>	<i>Team</i>	<i>ISU</i>	<i>Fin</i>			<i>Time</i>
Final Group 1								
1	70	Chloe Cameron	AYR	---	1	34	1	40.339
2	161	Emma Grayson	NIRC	---	2	21	2	41.265
3	289	Jessica Taylor	NIRC	---	3	13	3	43.547



British Short Track Championships

Nottingham GBR

31st March & 1st April 2018

Final 500 meter Pee Wee Girls

Race 99, Group 1 (1 of 1)

<i>Fin</i>	<i>Nr</i>	<i>Name</i>	<i>Abr</i>	<i>Nat</i>	Time	Pnts	>>
1	70	Chloe Cameron	AYR	---	58.439	34	
2	161	Emma Grayson	NIRC	---	1:01.769	21	
3	289	Jessica Taylor	NIRC	---	1:04.231	13	



British Short Track Championships

Nottingham GBR

31st March & 1st April 2018

Distance Classification 500 meter Pee Wee Girls

	<i>#</i>	<i>Name</i>	<i>Team</i>	<i>ISU</i>	<i>Fin</i>			<i>Time</i>
Final Group 1								
1	70	Chloe Cameron	AYR	---	1	34	1	58.439
2	161	Emma Grayson	NIRC	---	2	21	2	1:01.769
3	289	Jessica Taylor	NIRC	---	3	13	3	1:04.231



British Short Track Championships

Nottingham GBR

31st March & 1st April 2018

Overall Classification Pee Wee Girls

	<i>#</i>	<i>Name</i>	<i>Team</i>	<i>ISU</i>	<i>FP</i>	<i>CDR</i>		<i>time</i>
1	70	Chloe Cameron	AYR	---	102	3	1-1-1	1:35.029
2	161	Emma Grayson	NIRC	---	63	6	2-2-2	1:39.431
3	289	Jessica Taylor	NIRC	---	39	9	3-3-3	1:43.719



British Short Track Championships

Nottingham GBR

31st March & 1st April 2018

List of Competitors

Pee Wee 2

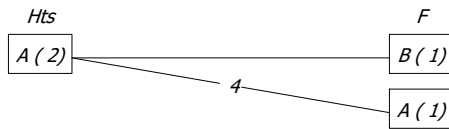
34	Mardell	Thomas	BISSC	GBR
37	Murray	Willem	NIRC	GBR
41	Polak	Freddie	NIRC	GBR
65	Weedon	Jack	ALD	GBR
121	Surguy	Samuel	NIRC	GBR
129	Barlow	Albie	ALD	GBR
159	Armstrong	Joseph	ALD	GBR
267	Dalili	Dante	ALD	GBR
299	Clarey	Violet	NIRC	GBR

Qualification

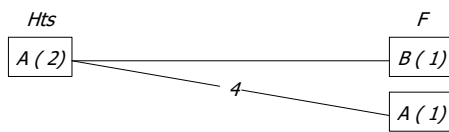
Pee Wee 2

(9 competitors)

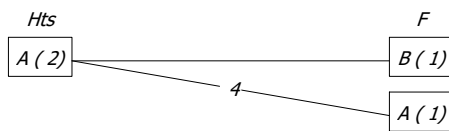
500



222



333





British Short Track Championships

Nottingham GBR

31st March & 1st April 2018

Heats 500 meter Pee Wee 2

Race 1, Group 1 (1 of 2)

<i>Fin</i>	<i>Nr</i>	<i>Name</i>	<i>Abr</i>	<i>Nat</i>	Time	Pnts	>>
1	41	Freddie Polak	NIRC	---	58.423		Q
2	299	Violet Clarey	NIRC	---	1:01.963		Q
3	129	Albie Barlow	ALD	---	1:03.201		
4	34	Thomas Mardell	BISSC	---	1:06.017		
5	121	Samuel Surguy	NIRC	---	1:06.135		

Race 2, Group 1 (2 of 2)

<i>Fin</i>	<i>Nr</i>	<i>Name</i>	<i>Abr</i>	<i>Nat</i>	Time	Pnts	>>
1	37	Willem Murray	NIRC	---	57.755		Q
2	159	Joseph Armstrong	ALD	---	58.147		Q
3	65	Jack Weedon	ALD	---	1:14.929		
4	267	Dante Dalili	ALD	---	1:15.519		

Final 500 meter Pee Wee 2

Race 14, Group 2 (1 of 1)

<i>Fin</i>	<i>Nr</i>	<i>Name</i>	<i>Abr</i>	<i>Nat</i>	Time	Pnts	>>
1	129	Albie Barlow	ALD	---	1:03.596	5	
2	34	Thomas Mardell	BISSC	---	1:05.722	3	
3	267	Dante Dalili	ALD	---	1:05.764	2	
4	65	Jack Weedon	ALD	---	1:05.970	1	
5	121	Samuel Surguy	NIRC	---	1:09.112		

Race 15, Group 1 (1 of 1)

<i>Fin</i>	<i>Nr</i>	<i>Name</i>	<i>Abr</i>	<i>Nat</i>	Time	Pnts	>>
1	41	Freddie Polak	NIRC	---	56.271	34	
2	37	Willem Murray	NIRC	---	57.215	21	
3	159	Joseph Armstrong	ALD	---	57.437	13	
4	299	Violet Clarey	NIRC	---	1:02.833	8	



British Short Track Championships

Nottingham GBR

31st March & 1st April 2018

Distance Classification 500 meter Pee Wee 2

#	Name	Team	ISU	Fin			Time	
Final Group 1								
1	41	Freddie Polak	NIRC	---	1	34	1-1	56.271
2	37	Willem Murray	NIRC	---	2	21	1-2	57.215
3	159	Joseph Armstrong	ALD	---	3	13	2-3	57.437
4	299	Violet Clarey	NIRC	---	4	8	2-4	1:01.963
Final Group 2								
5	129	Albie Barlow	ALD	---	1	5	3-1	1:03.201
6	34	Thomas Mardell	BISSC	---	2	3	4-2	1:05.722
7	267	Dante Dalili	ALD	---	3	2	4-3	1:05.764
8	65	Jack Weedon	ALD	---	4	1	3-4	1:05.970
9	121	Samuel Surguy	NIRC	---	5		5-5	1:06.135



British Short Track Championships

Nottingham GBR

31st March & 1st April 2018

Heats 222 meter Pee Wee 2

Race 34, Group 1 (1 of 2)

<i>Fin</i>	<i>Nr</i>	<i>Name</i>	<i>Abr</i>	<i>Nat</i>	Time	Pnts	>>
1	267	Dante Dalili	ALD	---	30.103		Q
2	34	Thomas Mardell	BISSC	---	30.643		Q
3	159	Joseph Armstrong	ALD	---	35.573		adv
<i>p</i>	37	Willem Murray	NIRC	---	--		penalty

Race 35, Group 1 (2 of 2)

<i>Fin</i>	<i>Nr</i>	<i>Name</i>	<i>Abr</i>	<i>Nat</i>	Time	Pnts	>>
1	41	Freddie Polak	NIRC	---	26.911		Q
2	129	Albie Barlow	ALD	---	28.039		Q
3	299	Violet Clarey	NIRC	---	28.281		
4	121	Samuel Surguy	NIRC	---	31.073		
5	65	Jack Weedon	ALD	---	31.177		

Final 222 meter Pee Wee 2

Race 54, Group 2 (1 of 1)

<i>Fin</i>	<i>Nr</i>	<i>Name</i>	<i>Abr</i>	<i>Nat</i>	Time	Pnts	>>
1	37	Willem Murray	NIRC	---	27.325	3	
2	299	Violet Clarey	NIRC	---	29.757	2	
3	121	Samuel Surguy	NIRC	---	31.569	1	
4	65	Jack Weedon	ALD	---	31.699		

Race 55, Group 1 (1 of 1)

<i>Fin</i>	<i>Nr</i>	<i>Name</i>	<i>Abr</i>	<i>Nat</i>	Time	Pnts	>>
1	41	Freddie Polak	NIRC	---	24.934	34	
2	34	Thomas Mardell	BISSC	---	28.934	21	
3	267	Dante Dalili	ALD	---	30.594	13	
4	129	Albie Barlow	ALD	---	35.116	8	
5	159	Joseph Armstrong	ALD	---	36.514	5	



British Short Track Championships

Nottingham GBR

31st March & 1st April 2018

Distance Classification 222 meter Pee Wee 2

	#	Name	Team	ISU	Fin		Time
Final Group 1							
1	41	Freddie Polak	NIRC	---	1	34 1-1	24.934
2	34	Thomas Mardell	BISSC	---	2	21 2-2	28.934
3	267	Dante Dalili	ALD	---	3	13 1-3	30.103
4	129	Albie Barlow	ALD	---	4	8 2-4	28.039
5	159	Joseph Armstrong	ALD	---	5	5 3-5	35.573
Final Group 2							
6	37	Willem Murray	NIRC	---	1	3 P-1	27.325
7	299	Violet Clarey	NIRC	---	2	2 3-2	28.281
8	121	Samuel Surguy	NIRC	---	3	1 4-3	31.073
9	65	Jack Weedon	ALD	---	4	5-4	31.177



British Short Track Championships

Nottingham GBR

31st March & 1st April 2018

Heats 333 meter Pee Wee 2

Race 85, Group 1 (1 of 2)

<i>Fin</i>	<i>Nr</i>	<i>Name</i>	<i>Abr</i>	<i>Nat</i>	Time	Pnts	>>
1	37	Willem Murray	NIRC	---	40.361		Q
2	129	Albie Barlow	ALD	---	41.965		Q
3	34	Thomas Mardell	BISSC	---	50.745		
4	299	Violet Clarey	NIRC	---	52.931		

Race 86, Group 1 (2 of 2)

<i>Fin</i>	<i>Nr</i>	<i>Name</i>	<i>Abr</i>	<i>Nat</i>	Time	Pnts	>>
1	41	Freddie Polak	NIRC	---	38.160		Q
2	159	Joseph Armstrong	ALD	---	39.382		Q
3	267	Dante Dalili	ALD	---	44.582		
4	65	Jack Weedon	ALD	---	44.650		
5	121	Samuel Surguy	NIRC	---	46.340		

Final 333 meter Pee Wee 2

Race 97, Group 2 (1 of 1)

<i>Fin</i>	<i>Nr</i>	<i>Name</i>	<i>Abr</i>	<i>Nat</i>	Time	Pnts	>>
1	299	Violet Clarey	NIRC	---	42.638	5	
2	34	Thomas Mardell	BISSC	---	43.028	3	
3	267	Dante Dalili	ALD	---	44.020	2	
4	65	Jack Weedon	ALD	---	44.068	1	
5	121	Samuel Surguy	NIRC	---	44.720		

Race 98, Group 1 (1 of 1)

<i>Fin</i>	<i>Nr</i>	<i>Name</i>	<i>Abr</i>	<i>Nat</i>	Time	Pnts	>>
1	41	Freddie Polak	NIRC	---	36.682	34	
2	37	Willem Murray	NIRC	---	38.512	21	
3	129	Albie Barlow	ALD	---	38.852	13	
4	159	Joseph Armstrong	ALD	---	38.858	8	



British Short Track Championships

Nottingham GBR

31st March & 1st April 2018

Distance Classification 333 meter Pee Wee 2

	#	Name	Team	ISU	Fin		Time
Final Group 1							
1	41	Freddie Polak	NIRC	---	1	34 1-1	36.682
2	37	Willem Murray	NIRC	---	2	21 1-2	38.512
3	129	Albie Barlow	ALD	---	3	13 2-3	38.852
4	159	Joseph Armstrong	ALD	---	4	8 2-4	38.858
Final Group 2							
5	299	Violet Clarey	NIRC	---	1	5 4-1	42.638
6	34	Thomas Mardell	BISSC	---	2	3 3-2	43.028
7	267	Dante Dalili	ALD	---	3	2 3-3	44.020
8	65	Jack Weedon	ALD	---	4	1 4-4	44.068
9	121	Samuel Surguy	NIRC	---	5	5-5	44.720



British Short Track Championships

Nottingham GBR

31st March & 1st April 2018

Overall Classification Pee Wee 2

	#	Name	Team	ISU	FP	CDR		time
1	41	Freddie Polak	NIRC	---	102	3	1-1-1	56.271
2	37	Willem Murray	NIRC	---	45	10	2-6-2	57.215
3	34	Thomas Mardell	BISSC	---	27	14	6-2-6	1:05.722
4	159	Joseph Armstrong	ALD	---	26	12	3-5-4	57.437
5	129	Albie Barlow	ALD	---	26	12	5-4-3	1:03.201
6	267	Dante Dalili	ALD	---	17	17	7-3-7	1:05.764
7	299	Violet Clarey	NIRC	---	15	16	4-7-5	1:01.963
8	65	Jack Weedon	ALD	---	2	25	8-9-8	1:05.970
9	121	Samuel Surguy	NIRC	---	1	26	9-8-9	1:06.135



British Short Track Championships

Nottingham GBR

31st March & 1st April 2018

List of Competitors

Masters under 50

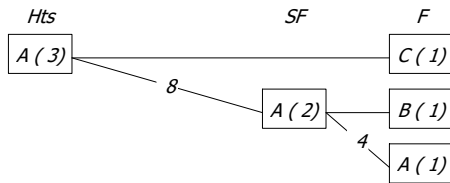
13	Wallace	Simon	ALD	GBR
18	Elliott	Gregg	SHF	GBR
25	Mitchell	Robert	MIRC	GBR
46	McKenzie	Mark	MIRC	GBR
80	Clark	Zoe	ALD	GBR
89	Armstrong	Peter	ALD	GBR
102	Brown	Adam	NIRC	GBR
140	Murray	Chris	NIRC	GBR
162	Hill Snr	Adam	MIRC	GBR
242	Carr	Peter	ALD	GBR
288	Carter	Anton	ALD	GBR

Qualification

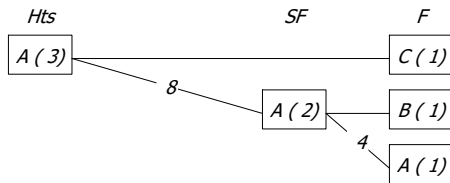
Masters under 50

(11 competitors)

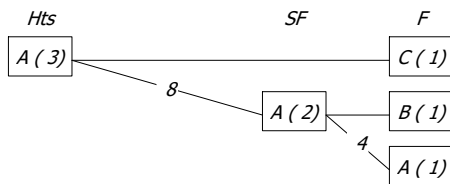
1000



500



777





British Short Track Championships

Nottingham GBR

31st March & 1st April 2018

Heats 1000 meter Masters under 50

Race 5, Group 1 (1 of 3)

<i>Fin</i>	<i>Nr</i>	<i>Name</i>	<i>Abr</i>	<i>Nat</i>	Time	Pnts	>>
1	89	Peter Armstrong	ALD	---	1:49.986		Q
2	102	Adam Brown	NIRC	---	1:50.652		Q
3	18	Gregg Elliott	SHF	---	1:50.972		q
4	80	Zoe Clark	ALD	---	2:01.132		

Race 6, Group 1 (2 of 3)

<i>Fin</i>	<i>Nr</i>	<i>Name</i>	<i>Abr</i>	<i>Nat</i>	Time	Pnts	>>
1	13	Simon Wallace	ALD	---	1:50.081		Q
2	242	Peter Carr	ALD	---	1:50.181		Q
3	140	Chris Murray	NIRC	---	1:58.305		q
4	162	Adam Hill Snr	MIRC	---	2:02.071		

Race 7, Group 1 (3 of 3)

<i>Fin</i>	<i>Nr</i>	<i>Name</i>	<i>Abr</i>	<i>Nat</i>	Time	Pnts	>>
1	25	Robert Mitchell	MIRC	---	1:51.756		Q
2	288	Anton Carter	ALD	---	1:54.606		Q
p	46	Mark McKenzie	MIRC	---	--		penalty

Semi Final 1000 meter Masters under 50

Race 21, Group 1 (1 of 2)

<i>Fin</i>	<i>Nr</i>	<i>Name</i>	<i>Abr</i>	<i>Nat</i>	Time	Pnts	>>
1	242	Peter Carr	ALD	---	1:50.588		Q
2	89	Peter Armstrong	ALD	---	1:52.874		Q
3	102	Adam Brown	NIRC	---	1:55.876		
4	140	Chris Murray	NIRC	---	2:00.198		

Race 22, Group 1 (2 of 2)

<i>Fin</i>	<i>Nr</i>	<i>Name</i>	<i>Abr</i>	<i>Nat</i>	Time	Pnts	>>
1	25	Robert Mitchell	MIRC	---	1:55.947		Q
2	13	Simon Wallace	ALD	---	1:56.905		Q
3	18	Gregg Elliott	SHF	---	1:59.137		
4	288	Anton Carter	ALD	---	2:00.387		

Final 1000 meter Masters under 50

Race 25, Group 3 (1 of 1)

<i>Fin</i>	<i>Nr</i>	<i>Name</i>	<i>Abr</i>	<i>Nat</i>	Time	Pnts	>>
1	46	Mark McKenzie	MIRC	---	1:58.098		
2	80	Zoe Clark	ALD	---	2:00.830		
3	162	Adam Hill Snr	MIRC	---	2:01.484		

Race 26, Group 2 (1 of 1)

<i>Fin</i>	<i>Nr</i>	<i>Name</i>	<i>Abr</i>	<i>Nat</i>	Time	Pnts	>>
1	18	Gregg Elliott	SHF	---	1:52.209	5	
2	102	Adam Brown	NIRC	---	1:53.751	3	
3	288	Anton Carter	ALD	---	1:55.577	2	
4	140	Chris Murray	NIRC	---	1:58.003	1	



British Short Track Championships

Nottingham GBR

31st March & 1st April 2018

Final 1000 meter Masters under 50 (...)

Race 27, Group 1 (1 of 1)

<i>Fin</i>	<i>Nr</i>	<i>Name</i>	<i>Abr</i>	<i>Nat</i>	Time	Pnts	>>
1	25	Robert Mitchell	MIRC	---	1:44.620	34	
2	13	Simon Wallace	ALD	---	1:44.686	21	
3	242	Peter Carr	ALD	---	1:49.734	13	
4	89	Peter Armstrong	ALD	---	1:57.330	8	



British Short Track Championships

Nottingham GBR

31st March & 1st April 2018

Distance Classification 1000 meter Masters under 50

#	Name	Team	ISU	Fin		Time		
Final Group 1								
1	25	Robert Mitchell	MIRC	---	1	34	1-1-1	1:44.620
2	13	Simon Wallace	ALD	---	2	21	1-2-2	1:44.686
3	242	Peter Carr	ALD	---	3	13	2-1-3	1:49.734
4	89	Peter Armstrong	ALD	---	4	8	1-2-4	1:49.986
Final Group 2								
5	18	Gregg Elliott	SHF	---	1	5	3-3-1	1:50.972
6	102	Adam Brown	NIRC	---	2	3	2-3-2	1:50.652
7	288	Anton Carter	ALD	---	3	2	2-4-3	1:54.606
8	140	Chris Murray	NIRC	---	4	1	3-4-4	1:58.003
Final Group 3								
9	46	Mark McKenzie	MIRC	---	1		P-1	1:58.098
10	80	Zoe Clark	ALD	---	2		4-2	2:00.830
11	162	Adam Hill Snr	MIRC	---	3		4-3	2:01.484

Heats 500 meter Masters under 50

Race 41, Group 1 (1 of 3)

Fin	Nr	Name	Abr	Nat	Time	Pnts	>>
1	25	Robert Mitchell	MIRC	---	51.914		Q
2	102	Adam Brown	NIRC	---	53.146		Q
3	288	Anton Carter	ALD	---	54.662		q

Race 42, Group 1 (2 of 3)

Fin	Nr	Name	Abr	Nat	Time	Pnts	>>
1	13	Simon Wallace	ALD	---	50.384		Q
2	18	Gregg Elliott	SHF	---	53.368		Q
3	140	Chris Murray	NIRC	---	56.210		
4	162	Adam Hill Snr	MIRC	---	58.154		

Race 43, Group 1 (3 of 3)

Fin	Nr	Name	Abr	Nat	Time	Pnts	>>
1	242	Peter Carr	ALD	---	51.797		Q
2	89	Peter Armstrong	ALD	---	53.857		Q
3	46	Mark McKenzie	MIRC	---	54.675		q
4	80	Zoe Clark	ALD	---	59.189		

Semi Final 500 meter Masters under 50

Race 50, Group 1 (1 of 2)

Fin	Nr	Name	Abr	Nat	Time	Pnts	>>
1	13	Simon Wallace	ALD	---	48.712		Q
2	242	Peter Carr	ALD	---	52.332		Q
3	102	Adam Brown	NIRC	---	54.196		
4	288	Anton Carter	ALD	---	55.774		

Race 51, Group 1 (2 of 2)

Fin	Nr	Name	Abr	Nat	Time	Pnts	>>
1	25	Robert Mitchell	MIRC	---	49.407		Q
2	89	Peter Armstrong	ALD	---	50.471		Q
3	18	Gregg Elliott	SHF	---	50.735		
4	46	Mark McKenzie	MIRC	---	56.333		

Final 500 meter Masters under 50

Race 63, Group 3 (1 of 1)

Fin	Nr	Name	Abr	Nat	Time	Pnts	>>
1	140	Chris Murray	NIRC	---	57.407		
2	162	Adam Hill Snr	MIRC	---	58.457		
3	80	Zoe Clark	ALD	---	58.973		

Race 64, Group 2 (1 of 1)

Fin	Nr	Name	Abr	Nat	Time	Pnts	>>
1	18	Gregg Elliott	SHF	---	52.025	5	
2	102	Adam Brown	NIRC	---	54.035	3	
3	288	Anton Carter	ALD	---	54.975	2	
4	46	Mark McKenzie	MIRC	---	55.085	1	



British Short Track Championships

Nottingham GBR

31st March & 1st April 2018

Final 500 meter Masters under 50 (...)

Race 65, Group 1 (1 of 1)

<i>Fin</i>	<i>Nr</i>	<i>Name</i>	<i>Abr</i>	<i>Nat</i>	Time	Pnts	>>
1	13	Simon Wallace	ALD	---	48.990	34	
2	25	Robert Mitchell	MIRC	---	49.096	21	
3	242	Peter Carr	ALD	---	54.404	13	
4	89	Peter Armstrong	ALD	---	1:27.956	8	



British Short Track Championships

Nottingham GBR

31st March & 1st April 2018

Distance Classification 500 meter Masters under 50

#	Name	Team	ISU	Fin		Time		
Final Group 1								
1	13	Simon Wallace	ALD	---	1	34	1-1-1	48.712
2	25	Robert Mitchell	MIRC	---	2	21	1-1-2	49.096
3	242	Peter Carr	ALD	---	3	13	1-2-3	51.797
4	89	Peter Armstrong	ALD	---	4	8	2-2-4	50.471
Final Group 2								
5	18	Gregg Elliott	SHF	---	1	5	2-3-1	50.735
6	102	Adam Brown	NIRC	---	2	3	2-3-2	53.146
7	288	Anton Carter	ALD	---	3	2	3-4-3	54.662
8	46	Mark McKenzie	MIRC	---	4	1	3-4-4	54.675
Final Group 3								
9	140	Chris Murray	NIRC	---	1		3-1	56.210
10	162	Adam Hill Snr	MIRC	---	2		4-2	58.154
11	80	Zoe Clark	ALD	---	3		4-3	58.973

Heats 777 meter Masters under 50

Race 79, Group 1 (1 of 3)

<i>Fin</i>	<i>Nr</i>	<i>Name</i>	<i>Abr</i>	<i>Nat</i>	Time	Pnts	>>
1	25	Robert Mitchell	MIRC	---	1:28.162		Q
2	89	Peter Armstrong	ALD	---	1:29.422		Q
3	288	Anton Carter	ALD	---	1:32.888		

Race 80, Group 1 (2 of 3)

<i>Fin</i>	<i>Nr</i>	<i>Name</i>	<i>Abr</i>	<i>Nat</i>	Time	Pnts	>>
1	13	Simon Wallace	ALD	---	1:26.196		Q
2	102	Adam Brown	NIRC	---	1:28.090		Q
3	46	Mark McKenzie	MIRC	---	1:29.936		q
4	80	Zoe Clark	ALD	---	1:34.722		

Race 81, Group 1 (3 of 3)

<i>Fin</i>	<i>Nr</i>	<i>Name</i>	<i>Abr</i>	<i>Nat</i>	Time	Pnts	>>
1	242	Peter Carr	ALD	---	1:23.751		Q
2	18	Gregg Elliott	SHF	---	1:26.209		Q
3	140	Chris Murray	NIRC	---	1:31.371		q
4	162	Adam Hill Snr	MIRC	---	1:37.891		

Semi Final 777 meter Masters under 50

Race 93, Group 1 (1 of 2)

<i>Fin</i>	<i>Nr</i>	<i>Name</i>	<i>Abr</i>	<i>Nat</i>	Time	Pnts	>>
1	25	Robert Mitchell	MIRC	---	1:23.639		Q
2	242	Peter Carr	ALD	---	1:27.207		Q
3	102	Adam Brown	NIRC	---	1:30.109		
4	46	Mark McKenzie	MIRC	---	1:30.479		

Race 94, Group 1 (2 of 2)

<i>Fin</i>	<i>Nr</i>	<i>Name</i>	<i>Abr</i>	<i>Nat</i>	Time	Pnts	>>
1	13	Simon Wallace	ALD	---	1:25.361		Q
2	89	Peter Armstrong	ALD	---	1:25.537		Q
3	18	Gregg Elliott	SHF	---	1:26.071		
4	140	Chris Murray	NIRC	---	1:32.299		

Final 777 meter Masters under 50

Race 106, Group 3 (1 of 1)

<i>Fin</i>	<i>Nr</i>	<i>Name</i>	<i>Abr</i>	<i>Nat</i>	Time	Pnts	>>
1	288	Anton Carter	ALD	---	1:27.985		
2	80	Zoe Clark	ALD	---	1:31.553		
3	162	Adam Hill Snr	MIRC	---	1:31.703		

Race 107, Group 2 (1 of 1)

<i>Fin</i>	<i>Nr</i>	<i>Name</i>	<i>Abr</i>	<i>Nat</i>	Time	Pnts	>>
1	102	Adam Brown	NIRC	---	1:24.148	5	
2	18	Gregg Elliott	SHF	---	1:25.146	3	
3	46	Mark McKenzie	MIRC	---	1:27.482	2	
4	140	Chris Murray	NIRC	---	1:30.972	1	



British Short Track Championships

Nottingham GBR

31st March & 1st April 2018

Final 777 meter Masters under 50 (...)

Race 108, Group 1 (1 of 1)

<i>Fin</i>	<i>Nr</i>	<i>Name</i>	<i>Abr</i>	<i>Nat</i>	Time	Pnts	>>
1	13	Simon Wallace	ALD	---	1:17.790	34	
2	242	Peter Carr	ALD	---	1:23.374	21	
3	89	Peter Armstrong	ALD	---	1:26.778	13	
4	25	Robert Mitchell	MIRC	---	2:07.560	8	



British Short Track Championships

Nottingham GBR

31st March & 1st April 2018

Distance Classification 777 meter Masters under 50

#	Name	Team	ISU	Fin		Time		
Final Group 1								
1	13	Simon Wallace	ALD	---	1	34	1-1-1	1:17.790
2	242	Peter Carr	ALD	---	2	21	1-2-2	1:23.374
3	89	Peter Armstrong	ALD	---	3	13	2-2-3	1:25.537
4	25	Robert Mitchell	MIRC	---	4	8	1-1-4	1:23.639
Final Group 2								
5	102	Adam Brown	NIRC	---	1	5	2-3-1	1:24.148
6	18	Gregg Elliott	SHF	---	2	3	2-3-2	1:25.146
7	46	Mark McKenzie	MIRC	---	3	2	3-4-3	1:27.482
8	140	Chris Murray	NIRC	---	4	1	3-4-4	1:30.972
Final Group 3								
9	288	Anton Carter	ALD	---	1		3-1	1:27.985
10	80	Zoe Clark	ALD	---	2		4-2	1:31.553
11	162	Adam Hill Snr	MIRC	---	3		4-3	1:31.703



British Short Track Championships

Nottingham GBR

31st March & 1st April 2018

Overall Classification Masters under 50

	#	Name	Team	ISU	FP	CDR		time
1	13	Simon Wallace	ALD	---	89	4	2-1-1	1:44.686
2	25	Robert Mitchell	MIRC	---	63	7	1-2-4	1:44.620
3	242	Peter Carr	ALD	---	47	8	3-3-2	1:49.734
4	89	Peter Armstrong	ALD	---	29	11	4-4-3	1:49.986
5	18	Gregg Elliott	SHF	---	13	16	5-5-6	1:50.972
6	102	Adam Brown	NIRC	---	11	17	6-6-5	1:50.652
7	288	Anton Carter	ALD	---	4	23	7-7-9	1:54.606
8	46	Mark McKenzie	MIRC	---	3	24	9-8-7	1:58.098
9	140	Chris Murray	NIRC	---	2	25	8-9-8	1:58.003
10	80	Zoe Clark	ALD	---		31	10-11-10	2:00.830
11	162	Adam Hill Snr	MIRC	---		32	11-10-11	2:01.484



British Short Track Championships

Nottingham GBR

31st March & 1st April 2018

List of Competitors

Masters 50+

17	Dobbie	Alan	FV	GBR
33	Wright	Keith	SHF	GBR
36	Connaghton	Paul	ALD	GBR
50	Shave	Roy	ALD	GBR
165	Humber	Steve	MIRC	GBR
177	O'Dea	Mick	SHF	GBR
297	Winstanley	Nigel	SHF	GBR
298	Branagan	Julia	ALD	GBR



British Short Track Championships

Nottingham GBR

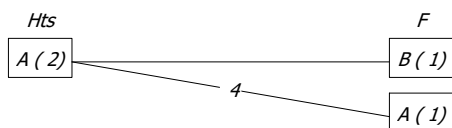
31st March & 1st April 2018

Qualification

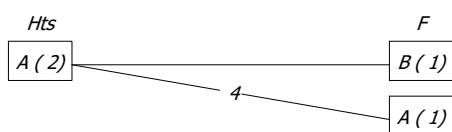
Masters 50+

(8 competitors)

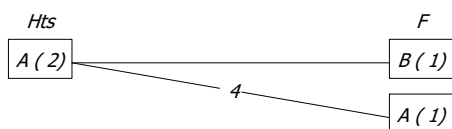
1000



500



777





British Short Track Championships

Nottingham GBR

31st March & 1st April 2018

Heats 1000 meter Masters 50+

Race 8, Group 1 (1 of 2)

<i>Fin</i>	<i>Nr</i>	<i>Name</i>	<i>Abr</i>	<i>Nat</i>	Time	Pnts	>>
1	17	Alan Dobbie	FV	---	1:47.891		Q
2	297	Nigel Winstanley	SHF	---	1:51.223		Q
3	177	Mick O'Dea	SHF	---	2:01.845		
4	298	Julia Branagan	ALD	---	2:21.105		

Race 9, Group 1 (2 of 2)

<i>Fin</i>	<i>Nr</i>	<i>Name</i>	<i>Abr</i>	<i>Nat</i>	Time	Pnts	>>
1	165	Steve Humber	MIRC	---	1:55.732		Q
2	33	Keith Wright	SHF	---	2:00.018		Q
3	36	Paul Connaghton	ALD	---	2:02.086		
4	50	Roy Shave	ALD	---	2:03.144		

Final 1000 meter Masters 50+

Race 23, Group 2 (1 of 1)

<i>Fin</i>	<i>Nr</i>	<i>Name</i>	<i>Abr</i>	<i>Nat</i>	Time	Pnts	>>
1	177	Mick O'Dea	SHF	---	2:02.551	5	
2	36	Paul Connaghton	ALD	---	2:02.603	3	
3	50	Roy Shave	ALD	---	2:04.913	2	
4	298	Julia Branagan	ALD	---	2:38.327	1	

Race 24, Group 1 (1 of 1)

<i>Fin</i>	<i>Nr</i>	<i>Name</i>	<i>Abr</i>	<i>Nat</i>	Time	Pnts	>>
1	17	Alan Dobbie	FV	---	1:49.148	34	
2	165	Steve Humber	MIRC	---	1:49.730	21	
3	297	Nigel Winstanley	SHF	---	1:50.438	13	
4	33	Keith Wright	SHF	---	1:59.130	8	



British Short Track Championships

Nottingham GBR

31st March & 1st April 2018

Distance Classification 1000 meter Masters 50+

#	Name	Team	ISU	Fin			Time	
Final Group 1								
1	17	Alan Dobbie	FV	---	1	34	1-1	1:47.891
2	165	Steve Humber	MIRC	---	2	21	1-2	1:49.730
3	297	Nigel Winstanley	SHF	---	3	13	2-3	1:50.438
4	33	Keith Wright	SHF	---	4	8	2-4	1:59.130
Final Group 2								
5	177	Mick O'Dea	SHF	---	1	5	3-1	2:01.845
6	36	Paul Connaghton	ALD	---	2	3	3-2	2:02.086
7	50	Roy Shave	ALD	---	3	2	4-3	2:03.144
8	298	Julia Branagan	ALD	---	4	1	4-4	2:21.105



British Short Track Championships

Nottingham GBR

31st March & 1st April 2018

Heats 500 meter Masters 50+

Race 48, Group 1 (1 of 2)

<i>Fin</i>	<i>Nr</i>	<i>Name</i>	<i>Abr</i>	<i>Nat</i>	Time	Pnts	>>
1	165	Steve Humber	MIRC	---	52.874		Q
2	297	Nigel Winstanley	SHF	---	53.508		Q
3	36	Paul Connaghton	ALD	---	58.616		
4	50	Roy Shave	ALD	---	58.982		

Race 49, Group 1 (2 of 2)

<i>Fin</i>	<i>Nr</i>	<i>Name</i>	<i>Abr</i>	<i>Nat</i>	Time	Pnts	>>
1	17	Alan Dobbie	FV	---	53.851		Q
2	33	Keith Wright	SHF	---	57.419		Q
3	177	Mick O'Dea	SHF	---	59.743		
4	298	Julia Branagan	ALD	---	1:18.977		

Final 500 meter Masters 50+

Race 61, Group 2 (1 of 1)

<i>Fin</i>	<i>Nr</i>	<i>Name</i>	<i>Abr</i>	<i>Nat</i>	Time	Pnts	>>
1	36	Paul Connaghton	ALD	---	1:00.330	5	
2	50	Roy Shave	ALD	---	1:00.504	3	
3	177	Mick O'Dea	SHF	---	1:00.678	2	
4	298	Julia Branagan	ALD	---	1:19.864	1	

Race 62, Group 1 (1 of 1)

<i>Fin</i>	<i>Nr</i>	<i>Name</i>	<i>Abr</i>	<i>Nat</i>	Time	Pnts	>>
1	17	Alan Dobbie	FV	---	52.283	34	
2	165	Steve Humber	MIRC	---	52.645	21	
3	297	Nigel Winstanley	SHF	---	54.295	13	
4	33	Keith Wright	SHF	---	56.623	8	



British Short Track Championships

Nottingham GBR

31st March & 1st April 2018

Distance Classification 500 meter Masters 50+

#	Name	Team	ISU	Fin			Time	
Final Group 1								
1	17	Alan Dobbie	FV	---	1	34	1-1	52.283
2	165	Steve Humber	MIRC	---	2	21	1-2	52.645
3	297	Nigel Winstanley	SHF	---	3	13	2-3	53.508
4	33	Keith Wright	SHF	---	4	8	2-4	56.623
Final Group 2								
5	36	Paul Connaghton	ALD	---	1	5	3-1	58.616
6	50	Roy Shave	ALD	---	2	3	4-2	58.982
7	177	Mick O'Dea	SHF	---	3	2	3-3	59.743
8	298	Julia Branagan	ALD	---	4	1	4-4	1:18.977



British Short Track Championships

Nottingham GBR

31st March & 1st April 2018

Heats 777 meter Masters 50+

Race 91, Group 1 (1 of 2)

<i>Fin</i>	<i>Nr</i>	<i>Name</i>	<i>Abr</i>	<i>Nat</i>	Time	Pnts	>>
1	165	Steve Humber	MIRC	---	1:25.893		Q
2	297	Nigel Winstanley	SHF	---	1:28.971		Q
3	177	Mick O'Dea	SHF	---	1:33.131		
4	50	Roy Shave	ALD	---	1:35.605		

Race 92, Group 1 (2 of 2)

<i>Fin</i>	<i>Nr</i>	<i>Name</i>	<i>Abr</i>	<i>Nat</i>	Time	Pnts	>>
1	17	Alan Dobbie	FV	---	1:32.063		Q
2	33	Keith Wright	SHF	---	1:34.361		Q
3	36	Paul Connaghton	ALD	---	1:37.283		
4	298	Julia Branagan	ALD	---	2:02.139		

Final 777 meter Masters 50+

Race 104, Group 2 (1 of 1)

<i>Fin</i>	<i>Nr</i>	<i>Name</i>	<i>Abr</i>	<i>Nat</i>	Time	Pnts	>>
1	36	Paul Connaghton	ALD	---	1:33.695	5	
2	50	Roy Shave	ALD	---	1:37.093	3	
3	298	Julia Branagan	ALD	---	2:01.729	2	
p	177	Mick O'Dea	SHF	---	--		penalty

Race 105, Group 1 (1 of 1)

<i>Fin</i>	<i>Nr</i>	<i>Name</i>	<i>Abr</i>	<i>Nat</i>	Time	Pnts	>>
1	17	Alan Dobbie	FV	---	1:23.340	34	
2	165	Steve Humber	MIRC	---	1:24.090	21	
3	297	Nigel Winstanley	SHF	---	1:24.368	13	
4	33	Keith Wright	SHF	---	1:30.680	8	



British Short Track Championships

Nottingham GBR

31st March & 1st April 2018

Distance Classification 777 meter Masters 50+

#	Name	Team	ISU	Fin			Time	
Final Group 1								
1	17	Alan Dobbie	FV	---	1	34	1-1	1:23.340
2	165	Steve Humber	MIRC	---	2	21	1-2	1:24.090
3	297	Nigel Winstanley	SHF	---	3	13	2-3	1:24.368
4	33	Keith Wright	SHF	---	4	8	2-4	1:30.680
Final Group 2								
5	36	Paul Connaghton	ALD	---	1	5	3-1	1:33.695
6	50	Roy Shave	ALD	---	2	3	4-2	1:35.605
7	298	Julia Branagan	ALD	---	3	2	4-3	2:01.729
8	177	Mick O'Dea	SHF	---	P		3-P	1:33.131



British Short Track Championships

Nottingham GBR

31st March & 1st April 2018

Overall Classification Masters 50+

	#	Name	Team	ISU	FP	CDR		time
1	17	Alan Dobbie	FV	---	102	3	1-1-1	1:47.891
2	165	Steve Humber	MIRC	---	63	6	2-2-2	1:49.730
3	297	Nigel Winstanley	SHF	---	39	9	3-3-3	1:50.438
4	33	Keith Wright	SHF	---	24	12	4-4-4	1:59.130
5	36	Paul Connaghton	ALD	---	13	16	6-5-5	2:02.086
6	50	Roy Shave	ALD	---	8	19	7-6-6	2:03.144
7	177	Mick O'Dea	SHF	---	7	20	5-7-8	2:01.845
8	298	Julia Branagan	ALD	---	4	23	8-8-7	2:21.105



British Short Track Championships

Nottingham GBR

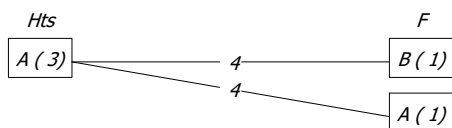
31st March & 1st April 2018

Qualification

Relay Teams

(0 competitors)

R5K



Heats 3000 m Relay Relay Teams

Race 82, Group 1 (1 of 3)

Fin	Nr	Name	Abr	Nat	Time	Pnts	>>
1	9	Aldwych A 59 Peter Riches 132 Solomon Prempeh 290 Theo Collins 13 Simon Wallace	ALD A	GBR	4:33.864		Q
2	7	Mohawks B 250 Niall Treacy 286 Charlotte Hayward 25 Robert Mitchell 165 Steve Humber	MOH B	GBR	4:39.130		q
3	2	Sheffield B 234 Jennifer Pickering 125 Johanco Veldsman 33 Keith Wright 297 Nigel Winstanley	SHF B	GBR	5:04.220		
4	5	Nottingham C 44 Talya Kaye 136 Rose Happer 146 Isaac Hurley 140 Chris Murray	NOT C	GBR	5:11.932		

Race 83, Group 1 (2 of 3)

Fin	Nr	Name	Abr	Nat	Time	Pnts	>>
1	6	Mohawks A 150 Billy Simms 168 Farrell Treacy 212 Ethan Treacy 208 Charlotte Gilmartin	MOH A	GBR	4:23.350		Q
2	4	Nottingham B 95 Isabelle Roberts 274 Holly Hoyland 283 Jack Urquhart 102 Adam Brown	NOT B	GBR	4:48.764		
3	10	Aldwych B 7 Lloyd Duncan 255 Olivia Weedon 89 Peter Armstrong 242 Peter Carr	ALD B	GBR	4:53.006		

Heats 3000 m Relay Relay Teams (...)

Race 84, Group 1 (3 of 3)

<i>Fin</i>	<i>Nr</i>	<i>Name</i>	<i>Abr</i>	<i>Nat</i>	Time	Pnts	>>
1	1	Sheffield A 15 Matt Gardner 104 Brandon Marshall 135 Bradley Wills 18 Gregg Elliott	SHF A	GBR	4:45.651		Q
2	8	Mohawks C 78 Helen Kirkby 31 Natasha Nemeth-Knight 176 Skylar Kan 46 Mark McKenzie	MOH C	GBR	5:18.106		
3	11	Aldwych C 147 Alex Collins 101 Philippa Draper 80 Zoe Clark 288 Anton Carter	ALD C	GBR	5:25.774		
<i>p</i>	3	Nottingham A 180 Josh Cheettham 49 Kyle Ross-Waddell 254 Daniel Pickering 139 Isaac Raizada	NOT A	GBR	--		penalty

Final 3000 m Relay Relay Teams

Race 118, Group 2 (1 of 1)

<i>Fin</i>	<i>Nr</i>	<i>Name</i>	<i>Abr</i>	<i>Nat</i>	Time	Pnts	>>
1	4	Nottingham B 95 Isabelle Roberts 274 Holly Hoyland 283 Jack Urquhart 102 Adam Brown	NOT B	GBR	4:48.938	5	
2	10	Aldwych B 7 Lloyd Duncan 255 Olivia Weedon 89 Peter Armstrong 242 Peter Carr	ALD B	GBR	4:51.072	3	
3	2	Sheffield B 234 Jennifer Pickering 125 Johanco Veldsman 33 Keith Wright 297 Nigel Winstanley	SHF B	GBR	5:00.554	2	
4	8	Mohawks C 78 Helen Kirkby 31 Natasha Nemeth-Knight 176 Skylar Kan 46 Mark McKenzie	MOH C	GBR	5:33.956	1	

Final 5000 m Relay Relay Teams

Race 119, Group 1 (1 of 1)

<i>Fin</i>	<i>Nr</i>	<i>Name</i>	<i>Abr</i>	<i>Nat</i>	Time	Pnts	>>
1	6	Mohawks A	MOH A	GBR	7:46.737	34	
		150 Billy Simms					
		168 Farrell Treacy					
		212 Ethan Treacy					
		208 Charlotte Gilmartin					
2	7	Mohawks B	MOH B	GBR	8:00.810	21	
		250 Niall Treacy					
		286 Charlotte Hayward					
		25 Robert Mitchell					
		165 Steve Humber					
3	1	Sheffield A	SHF A	GBR	--	13	
		15 Matt Gardner					
		104 Brandon Marshall					
		135 Bradley Wills					
		18 Gregg Elliott					
4	9	Aldwych A	ALD A	GBR	8:08.447	8	
		59 Peter Riches					
		132 Solomon Prempeh					
		290 Theo Collins					
		13 Simon Wallace					



British Short Track Championships

Nottingham GBR

31st March & 1st April 2018

Distance Classification 5000 m Relay Relay Teams

	#	Name	Team	ISU	Fin		Time
Final Group 1							
1	6	Mohawks A	MOH A	LAY	1	34 1-1	7:46.737
2	7	Mohawks B	MOH B	LAY	2	21 2-2	8:00.810
3	1	Sheffield A	SHF A	LAY	3	13 1-3	4:45.651
4	9	Aldwych A	ALD A	LAY	4	8 1-4	8:08.447
Final Group 2							
5	4	Nottingham B	NOT B	LAY	1	5 2-1	4:48.764
6	10	Aldwych B	ALD B	LAY	2	3 3-2	4:51.072
7	2	Sheffield B	SHF B	LAY	3	2 3-3	5:00.554
8	8	Mohawks C	MOH C	LAY	4	1 2-4	5:18.106
Heats Group 1							
9	11	Aldwych C	ALD C	LAY	3	3	5:25.774
10	5	Nottingham C	NOT C	LAY	4	4	5:11.932
	3	Nottingham A	NOT A	LAY	P	P	0.000



British Short Track Championships

Nottingham GBR

31st March & 1st April 2018

Relay Participants Relay Teams

Sheffield A		<i>Hts</i>	<i>F</i>
15	Matt Gardner		
104	Brandon Marshall		
135	Bradley Wills		
18	Gregg Elliott		
Sheffield B		<i>Hts</i>	<i>F</i>
234	Jennifer Pickering		
125	Johanco Veldsman		
33	Keith Wright		
297	Nigel Winstanley		
Nottingham A		<i>Hts</i>	<i>F</i>
180	Josh Cheettham		
49	Kyle Ross-Waddell		
254	Daniel Pickering		
39	Fern Taylor		
139	Isaac Raizada		
Nottingham B		<i>Hts</i>	<i>F</i>
95	Isabelle Roberts		
274	Holly Hoyland		
114	Charlie Campion		
283	Jack Urquhart		
102	Adam Brown		
Nottingham C		<i>Hts</i>	<i>F</i>
44	Talya Kaye		
136	Rose Happer		
146	Isaac Hurley		
248	Sam Lloyd		
140	Chris Murray		
Mohawks A		<i>Hts</i>	<i>F</i>
150	Billy Simms		
168	Farrell Treacy		
212	Ethan Treacy		
208	Charlotte Gilmartin		
Mohawks B		<i>Hts</i>	<i>F</i>
250	Niall Treacy		
286	Charlotte Hayward		
25	Robert Mitchell		
165	Steve Humber		
Mohawks C		<i>Hts</i>	<i>F</i>
78	Helen Kirkby		
31	Natasha Nemeth-Knight		
176	Skylar Kan		
46	Mark McKenzie		
162	Adam Hill Snr		



British Short Track Championships

Nottingham GBR

31st March & 1st April 2018

Relay Participants Relay Teams

Aldwych A

- 59 Peter Riches
- 132 Solomon Prempeh
- 290 Theo Collins
- 13 Simon Wallace
- 36 Paul Connaghton

Hts



F



Aldwych B

- 7 Lloyd Duncan
- 255 Olivia Weedon
- 89 Peter Armstrong
- 242 Peter Carr
- 50 Roy Shave

Hts



F



Aldwych C

- 147 Alex Collins
- 101 Philippa Draper
- 80 Zoe Clark
- 288 Anton Carter
- 298 Julia Branagan

Hts



F

