

Nottinghamshire Ice Racing Club

Presents a

Nottingham Open Competition

7th January 2018



Short Track Speed Skating



Nottingham Open Competition

Sunday 7th January 2018



Officials

Org.Comm.	
Competition Co-ordinator	Pete WORTH
Competition Registration	Mandy WORTH
Chief Official	
Referee	Lloyd CAMPION
Assistant Referee	Pete WORTH
Competitors Steward	Andi THORNTON
Starter	Laura McCORMACK
Starter	Jon COLLINS
Official	
Photo Finish	Martin HOLTOM
Photo Finish	Dermot SHANAHAN
Lap Scorer	Dave ROSS-WADDELL
Lap Scorer - trainee	Rob RAIZADA
Lap Scorer - trainee	Pete HURLEY
Time keeper / Line Judge	Tina NOBLE
Time keeper / Line Judge	Gary CRAWFORD
Time keeper / Line Judge	Jean IVESON
Time keeper / Line Judge	Gary POLAK
Time keeper / Line Judge	Simon ROBERTSON
Time keeper / Line Judge	Sarah WATTS
Time keeper / Line Judge	David ROOME
Heat Box	Catherine TREACY
Heat Box	Caz NAHMAN
Volunteer	
Announcer	Cathy ROSS-WADDELL
Track Steward	Margaret SUKIENNIK
Track Steward	Chris MURRAY
Photocopying	April GRAYSON
Photocopying	Sue BEAUMONT
Runner	Hattie CAMPION
Runner	Hollie ROBERTSON
First Aid	Lloyd CAMPION
First Aid	Staff NIC



Nottingham Open Competition



Sunday 7th January 2018

List of Competitors

Aldwych

7	DUNCAN	Lloyd	ALD	GBR
36	CONNAGHTON	Paul	ALD	GBR
59	RICHES	Peter	ALD	GBR
65	WEEDON	Jack	ALD	GBR
87	ROWE	Ollie	ALD	GBR
101	DRAPER	Philippa	ALD	GBR
123	CARTER	Peter	ALD	GBR
129	BARLOW	Albie	ALD	GBR
132	PREMPEH	Solomon	ALD	GBR
147	COLLINS	Alex	ALD	GBR
159	ARMSTRONG	Joseph	ALD	GBR
255	WEEDON	Olivia	ALD	GBR
267	DALILI	Dante	ALD	GBR
287	SCHMAYGER	German	ALD	GBR
290	COLLINS	Theo	ALD	GBR

Altrincham

4	GRANT	Hannah	ALT	GBR
69	LATHWELL-WATTS	Helena	ALT	GBR

Bradford

149	COTTERILL	Joe	BFD	GBR
296	GAWITH	Nicky	BFD	GBR

Go-Sport

908	SMITH	Tom	GS	GBR
-----	-------	-----	----	-----

Mohawks

31	NEMETH-KNIGHT	Natasha	MOH	GBR
46	McKENZIE	Mark	MOH	GBR
78	KIRKBY	Helen	MOH	GBR
162	HILL Snr	Adam	MOH	GBR
165	HUMBER	Steve	MOH	GBR
166	BREE	Andy	MOH	GBR
250	TREACY	Niall	MOH	GBR
265	HILL Jnr	Adam	MOH	GBR
901	GARBETT	Eddie	MOH	GBR



Nottingham Open Competition



Sunday 7th January 2018

List of Competitors

Nottingham

3	CRAWFORD	Natalie	NOT	GBR
37	MURRAY	Willem	NOT	GBR
39	TAYLOR	Fern	NOT	GBR
41	POLAK	Freddie	NOT	GBR
44	KAYE	Talya	NOT	GBR
49	ROSS-WADDELL	Kyle	NOT	GBR
79	BAKER	Elliott	NOT	GBR
84	ALDEN	Charley	NOT	GBR
106	MARSDEN	Charlie	NOT	GBR
107	CLAREY	Arty	NOT	GBR
114	CAMPION	Charlie	NOT	GBR
121	SURGUY	Samuel	NOT	GBR
136	HAPPER	Rose	NOT	GBR
139	RAIZADA	Isaac	NOT	GBR
146	HURLEY	Isaac	NOT	GBR
161	GRAYSON	Emma	NOT	GBR
248	LLOYD	Sam	NOT	GBR
274	HOYLAND	Holly	NOT	GBR
280	DENNISON	Justin	NOT	GBR
283	URQUHART	Jack	NOT	GBR
289	TAYLOR	Jessica	NOT	GBR
299	CLAREY	Violet	NOT	GBR
302	ROBERTSON	Sophie	NOT	GBR
905	DENNISON	Willow	NOT	GBR
906	TYLER	Sian	NOT	GBR
907	ROOME	Katie	NOT	GBR
909	MURRAY	Arron	NOT	GBR
910	McKEE	Lucy	NOT	GBR

Sheffield

15	GARDNER	Matt	SHF	GBR
42	HARRISON	Fiona	SHF	GBR
125	VELDSMAN	Johanco	SHF	GBR
135	WILLS	Bradley	SHF	GBR
207	URQUHART	Jessica	SHF	GBR
297	WINSTANLEY	Nigel	SHF	GBR
902	GARDNER	Sam	SHF	GBR
903	BUFFEY-GRAY	Savi	SHF	GBR
904	BUFFEY-GRAY	Cohen	SHF	GBR

Conditions of Contest

The “All Finals system” will be used, and the progressions will be written on the race sheets. The competition will be over 3 rounds. The groups will consist of the following and were seeded on the 500m times.

Group 1 – Jun C and above - First half on times

Group 2 - Jun C and above - Second half on times

Group 3 - Jun E and Jun D

Racing sheets will be given out in the Officials area as soon as possible after the team leaders meeting which is at 2.20

Awards

Group 3	1 st - 2 nd 3 rd
Group 2	1 st - 2 nd 3 rd
Group 1	1 st - 2 nd 3 rd
Top Jun C from Group 1	1 st
Top Girl from Group 3	1 st

Presentations

Presentations will be made directly after the final race. Please ensure your skaters are aware of this and are available straight away as we will be short of time and it would help if the skaters are there for the presentation

Note- A skater that receives a Penalty in the Final will not receive an award. The award will go to the next highest ranked skater from another final if necessary.

Novices

There will be demonstration races by the Novice Skaters, but this does not form part of the official programme and is at their own responsibility. They will skate over 4 rounds in which points will be awarded to determine the winning skater(s). Ties on points will be decided by the position in the last race.

Relays

The Relays have been pre made up. If a skater does not want to skate the relay or a Coach wants to change the skaters round within their own club teams please let the competitive steward know so we can make amendments.

The 4 x 2 lap relay. Please explain to your skaters how this works. Each skater in the team will skate 2 laps, push the next skater, then they have finished. If a team has 5 skaters in the team the 2 of those skaters will only skate 1 lap each (The total number of laps in the race is 8 laps).

Photographs

There will be some photos taken by a photographer that has a permit from the National Ice Centre and also the permission of the NIRC. If any skater has a problem with having his picture taken whilst racing please let the organisers know. Photographs will be made available from the Nottm Web Site.



Nottingham Open Competition

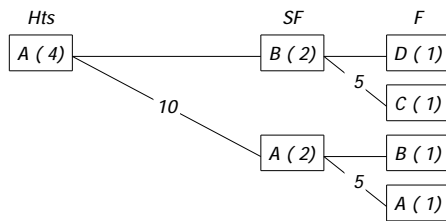
Sunday 7th January 2018



Qualification

Group 1 (19 competitors)

1000

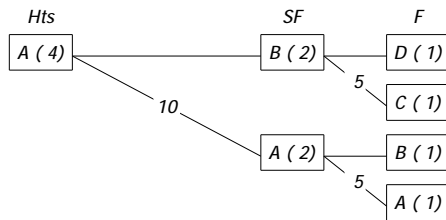


R3K



Group 2 (20 competitors)

1000

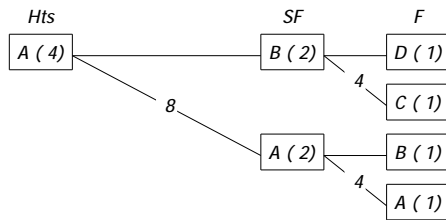


R3K



Group 3 (16 competitors)

500



R4X2





Nottingham Open Competition

Sunday 7th January 2018



Qualification

Novice

(10 competitors)

222N

F

A (1)

222N

F

A (1)

111N

F

A (2)

222N

F

A (1)



Nottingham Open Competition



Sunday 7th January 2018

List of Competitors

Group 1

7	DUNCAN	Lloyd	ALD	GBR
15	GARDNER	Matt	SHF	GBR
31	NEMETH-KNIGHT	Natasha	MOH	GBR
49	ROSS-WADDELL	Kyle	NOT	GBR
59	RICHES	Peter	ALD	GBR
87	ROWE	Ollie	ALD	GBR
125	VELDSMAN	Johanco	SHF	GBR
132	PREMPEH	Solomon	ALD	GBR
135	WILLS	Bradley	SHF	GBR
139	RAIZADA	Isaac	NOT	GBR
147	COLLINS	Alex	ALD	GBR
165	HUMBER	Steve	MOH	GBR
207	URQUHART	Jessica	SHF	GBR
250	TREACY	Niall	MOH	GBR
255	WEEDON	Olivia	ALD	GBR
274	HOYLAND	Holly	NOT	GBR
283	URQUHART	Jack	NOT	GBR
290	COLLINS	Theo	ALD	GBR
302	ROBERTSON	Sophie	NOT	GBR

Group 2

3	CRAWFORD	Natalie	NOT	GBR
4	GRANT	Hannah	ALT	GBR
36	CONNAGHTON	Paul	ALD	GBR
39	TAYLOR	Fern	NOT	GBR
42	HARRISON	Fiona	SHF	GBR
44	KAYE	Talya	NOT	GBR
46	McKENZIE	Mark	MOH	GBR
69	LATHWELL-WATTS	Helena	ALT	GBR
78	KIRKBY	Helen	MOH	GBR
101	DRAPER	Philippa	ALD	GBR
114	CAMPION	Charlie	NOT	GBR
123	CARTER	Peter	ALD	GBR
136	HAPPER	Rose	NOT	GBR
146	HURLEY	Isaac	NOT	GBR
149	COTTERILL	Joe	BFD	GBR
162	HILL Snr	Adam	MOH	GBR
166	BREE	Andy	MOH	GBR
248	LLOYD	Sam	NOT	GBR
296	GAWITH	Nicky	BFD	GBR
297	WINSTANLEY	Nigel	SHF	GBR



Nottingham Open Competition



Sunday 7th January 2018

List of Competitors

Group 3

37	MURRAY	Willem	NOT	GBR
41	POLAK	Freddie	NOT	GBR
65	WEEDON	Jack	ALD	GBR
79	BAKER	Elliott	NOT	GBR
84	ALDEN	Charley	NOT	GBR
106	MARSDEN	Charlie	NOT	GBR
107	CLAREY	Arty	NOT	GBR
121	SURGUY	Samuel	NOT	GBR
129	BARLOW	Albie	ALD	GBR
159	ARMSTRONG	Joseph	ALD	GBR
161	GRAYSON	Emma	NOT	GBR
265	HILL Jnr	Adam	MOH	GBR
267	DALILI	Dante	ALD	GBR
280	DENNISON	Justin	NOT	GBR
287	SCHMAYGER	German	ALD	GBR
289	TAYLOR	Jessica	NOT	GBR
299	CLAREY	Violet	NOT	GBR

Novice

901	GARBETT	Edie	MOH	GBR
902	GARDNER	Sam	SHF	GBR
903	BUFFEY-GRAY	Savi	SHF	GBR
904	BUFFEY-GRAY	Cohen	SHF	GBR
905	DENNISON	Willow	NOT	GBR
906	TYLER	Sian	NOT	GBR
907	ROOME	Katie	NOT	GBR
908	SMITH	Tom	GS	GBR
909	MURRAY	Arron	NOT	GBR
910	McKEE	Lucy	NOT	GBR



Nottingham Open Competition

Sunday 7th January 2018



Official Programme

January 7, 2018

14:15		<i>Pads on Ice</i>			
14:30		<i>Ice Res (Full)</i>			
14:40		<i>Warming up , Group 3 & Novices</i>			
14:44		<i>Warming up , Group 2</i>			
14:48		<i>Warming up , Group 1</i>			
14:54	Novice	222 m	Final		1
	<i>cancelled</i>				2
	Group 3	222 meter	Heats		3 - 6
	Group 2	500 meter	Heats		7 - 10
	Group 1	500 meter	Heats		11 - 14
		<i>Ice Res (Track)</i>			
15:42	Novice	222 m	Final		15
	<i>cancelled</i>				16
	Group 3	333 meter	Semi Final		17 - 20
	Group 2	500 meter	Semi Final		21 - 24
	Group 1	500 meter	Semi Final		25 - 28
		<i>Ice Res (Track)</i>			
16:36	Novice	111 m	Final		29 - 30
	Group 3	500 meter	Final		31 - 34
		<i>Ceremony , Group 3</i>			
16:56	Group 2	1000 meter	Final		35 - 38
		<i>Ceremony , Group 2</i>			
17:14	Group 1	1000 meter	Final		39 - 42
		<i>Ceremony , Group 1</i>			
17:33		<i>Ice Res (Track)</i>			
17:48	Novice	222 m	Final		43
	<i>cancelled</i>				44
	Group 3	4 x 2 lap Relay	Final		45
	Group 2	3000 m Relay	Final		46
	Group 1	3000 m Relay	Final		47
		<i>Pads off Ice</i>			



Nottingham Open Competition



Sunday 7th January 2018

Final 222 m Novice

Race 1, Group 1 (1 of 2)

	<i>Nr</i>	<i>Name</i>	<i>Abr</i>	<i>Nat</i>	<i>Time</i>	<i>Pnts</i>	>>
1	906	Sian TYLER	NOT	---	39.220	34	
2	909	Arron MURRAY	NOT	---	40.556	21	
3	901	Edie GARBETT	MOH	---	46.759	13	
4	905	Willow DENNISON	NOT	---	46.867	8	
5	910	Lucy McKEE	NOT	---	47.129	5	
6	902	Sam GARDNER	SHF	---	51.063	3	
7	908	Tom SMITH	GS	---	52.727	2	

Final 222 m Novice

Race 15, Group 1 (1 of 2)

	<i>Nr</i>	<i>Name</i>	<i>Abr</i>	<i>Nat</i>	<i>Time</i>	<i>Pnts</i>	>>
1	906	Sian TYLER	NOT	---	38.632	34	
2	909	Arron MURRAY	NOT	---	39.214	21	
3	902	Sam GARDNER	SHF	---	42.340	13	
4	910	Lucy McKEE	NOT	---	43.728	8	
5	905	Willow DENNISON	NOT	---	43.902	5	
6	901	Edie GARBETT	MOH	---	45.044	3	
7	908	Tom SMITH	GS	---	54.132	2	

Final 111 m Novice

Race 29, Group 1 (1 of 2)

	<i>Nr</i>	<i>Name</i>	<i>Abr</i>	<i>Nat</i>	<i>Time</i>	<i>Pnts</i>	>>
1	906	Sian TYLER	NOT	---	20.073	34	
2	905	Willow DENNISON	NOT	---	22.002	21	
3	901	Edie GARBETT	MOH	---	22.091	13	
4	908	Tom SMITH	GS	---	26.001	8	

Race 30, Group 1 (2 of 2)

	<i>Nr</i>	<i>Name</i>	<i>Abr</i>	<i>Nat</i>	<i>Time</i>	<i>Pnts</i>	>>
1	910	Lucy McKEE	NOT	---	19.052	34	
2	909	Arron MURRAY	NOT	---	19.070	21	
3	902	Sam GARDNER	SHF	---	31.033	13	

Final 222 m Novice

Race 43, Group 1 (1 of 2)

	<i>Nr</i>	<i>Name</i>	<i>Abr</i>	<i>Nat</i>	<i>Time</i>	<i>Pnts</i>	>>
1	909	Arron MURRAY	NOT	---	36.069	34	
2	906	Sian TYLER	NOT	---	38.018	21	
3	910	Lucy McKEE	NOT	---	38.037	13	
4	905	Willow DENNISON	NOT	---	41.018	8	
5	902	Sam GARDNER	SHF	---	41.046	5	
6	901	Edie GARBETT	MOH	---	45.010	3	
7	908	Tom SMITH	GS	---	53.082	2	

Final Point Scorers Novice

	<i>#</i>	<i>Name</i>	<i>Team</i>	<i>ISU</i>	<i>FP</i>	<i>time</i>
1	906	Sian TYLER	NOT	---	123	39.220
2	909	Arron MURRAY	NOT	---	97	40.556
3	910	Lucy McKEE	NOT	---	60	47.129
4	905	Willow DENNISON	NOT	---	42	46.867
5	902	Sam GARDNER	SHF	---	34	51.063
6	901	Edie GARBETT	MOH	---	32	46.759
7	908	Tom SMITH	GS	---	14	52.727



Nottingham Open Competition



Sunday 7th January 2018

Heats 222 meter Group 3

Race 1, Group 1 (1 of 0)

<i>Fin</i>	<i>Nr</i>	<i>Name</i>	<i>Abr</i>	<i>Nat</i>	<i>Time</i>	<i>Pnts</i>	>>
1	287	German SCHMAYGER	ALD	---	25.813		q
2	37	Willem MURRAY	NOT	---	27.207		q
3	299	Violet CLAREY	NOT	---	29.803		q
4	289	Jessica TAYLOR	NOT	---	30.005		q

Race 2, Group 1 (2 of 0)

<i>Fin</i>	<i>Nr</i>	<i>Name</i>	<i>Abr</i>	<i>Nat</i>	<i>Time</i>	<i>Pnts</i>	>>
1	107	Arty CLAREY	NOT	---	27.114		q
2	159	Joseph ARMSTRONG	ALD	---	27.880		q
3	79	Elliott BAKER	NOT	---	28.626		q
4	280	Justin DENNISON	NOT	---	28.672		q

Race 3, Group 1 (3 of 0)

<i>Fin</i>	<i>Nr</i>	<i>Name</i>	<i>Abr</i>	<i>Nat</i>	<i>Time</i>	<i>Pnts</i>	>>
1	265	Adam HILL Jnr	MOH	---	24.700		q
2	84	Charley ALDEN	NOT	---	29.836		q
3	65	Jack WEEDON	ALD	---	30.262		q
ns	106	Charlie MARSDEN	NOT	---	--		q dns

Race 4, Group 1 (4 of 0)

<i>Fin</i>	<i>Nr</i>	<i>Name</i>	<i>Abr</i>	<i>Nat</i>	<i>Time</i>	<i>Pnts</i>	>>
1	41	Freddie POLAK	NOT	---	25.937		q
2	129	Albie BARLOW	ALD	---	28.337		q
3	161	Emma GRAYSON	NOT	---	28.501		q
4	267	Dante DALILI	ALD	---	30.263		q
5	121	Samuel SURGUY	NOT	---	31.659		q

Semi Final 333 meter Group 3

Race 17, Group 2 (1 of 2)

<i>Fin</i>	<i>Nr</i>	<i>Name</i>	<i>Abr</i>	<i>Nat</i>	<i>Time</i>	<i>Pnts</i>	>>
1	161	Emma GRAYSON	NOT	---	41.789		Q
2	280	Justin DENNISON	NOT	---	42.159		Q
3	65	Jack WEEDON	ALD	---	46.769		
4	121	Samuel SURGUY	NOT	---	47.191		

Race 18, Group 2 (2 of 2)

<i>Fin</i>	<i>Nr</i>	<i>Name</i>	<i>Abr</i>	<i>Nat</i>	<i>Time</i>	<i>Pnts</i>	>>
1	79	Elliott BAKER	NOT	---	42.808		Q
2	299	Violet CLAREY	NOT	---	43.464		Q
3	267	Dante DALILI	ALD	---	45.394		
4	289	Jessica TAYLOR	NOT	---	45.938		

Race 19, Group 1 (1 of 2)

<i>Fin</i>	<i>Nr</i>	<i>Name</i>	<i>Abr</i>	<i>Nat</i>	<i>Time</i>	<i>Pnts</i>	>>
1	41	Freddie POLAK	NOT	---	37.669		Q
2	159	Joseph ARMSTRONG	ALD	---	41.115		Q
3	129	Albie BARLOW	ALD	---	42.957		
4	287	German SCHMAYGER	ALD	---	44.501		

Race 20, Group 1 (2 of 2)

<i>Fin</i>	<i>Nr</i>	<i>Name</i>	<i>Abr</i>	<i>Nat</i>	<i>Time</i>	<i>Pnts</i>	>>
1	265	Adam HILL Jnr	MOH	---	35.498		Q
2	107	Arty CLAREY	NOT	---	38.676		Q
3	37	Willem MURRAY	NOT	---	40.004		
4	84	Charley ALDEN	NOT	---	44.424		



Nottingham Open Competition



Sunday 7th January 2018

Final 500 meter Group 3

Race 31, Group 4 (1 of 1)

Fin	Nr	Name	Abr	Nat	Time	Pnts	>>
1	289	Jessica TAYLOR	NOT	---	1:06.235		
2	65	Jack WEEDON	ALD	---	1:07.281		
3	121	Samuel SURGUY	NOT	---	1:09.669		
p	267	Dante DALILI	ALD	---	--		penalty

Race 32, Group 3 (1 of 1)

Fin	Nr	Name	Abr	Nat	Time	Pnts	>>
1	299	Violet CLAREY	NOT	---	1:03.831		
2	280	Justin DENNISON	NOT	---	1:04.405		
3	79	Elliott BAKER	NOT	---	1:04.623		
p	161	Emma GRAYSON	NOT	---	--		penalty

Race 33, Group 2 (1 of 1)

Fin	Nr	Name	Abr	Nat	Time	Pnts	>>
1	287	German SCHMAYGER	ALD	---	57.710	5	
2	37	Willem MURRAY	NOT	---	58.410	3	
3	129	Albie BARLOW	ALD	---	1:05.010	2	
4	84	Charley ALDEN	NOT	---	1:06.860	1	

Race 34, Group 1 (1 of 1)

Fin	Nr	Name	Abr	Nat	Time	Pnts	>>
1	265	Adam HILL Jnr	MOH	---	52.783	34	
2	41	Freddie POLAK	NOT	---	57.045	21	
3	107	Arty CLAREY	NOT	---	57.831	13	
4	159	Joseph ARMSTRONG	ALD	---	59.659	8	

Overall Classification Group 3

	#	Name	Team	ISU	FP	CDR		time
1	265	Adam HILL Jnr	MOH	---	34	3	1	52.783
2	41	Freddie POLAK	NOT	---	21	4	2	57.045
3	107	Arty CLAREY	NOT	---	13	5	3	57.831
4	159	Joseph ARMSTRONG	ALD	---	8	6	4	59.659
5	287	German SCHMAYGER	ALD	---	5	7	5	57.710
6	37	Willem MURRAY	NOT	---	3	8	6	58.410
7	129	Albie BARLOW	ALD	---	2	9	7	1:05.010
8	84	Charley ALDEN	NOT	---	1	10	8	1:06.860
9	299	Violet CLAREY	NOT	---		11	9	1:03.831
10	280	Justin DENNISON	NOT	---		12	10	1:04.405
11	79	Elliott BAKER	NOT	---		13	11	1:04.623
12	161	Emma GRAYSON	NOT	---		14	12	28.501
13	289	Jessica TAYLOR	NOT	---		15	13	1:06.235
14	65	Jack WEEDON	ALD	---		16	14	1:07.281
15	121	Samuel SURGUY	NOT	---		17	15	1:09.669
16	267	Dante DALILI	ALD	---		18	16	30.263

Time Classification 222 meter Group 3

Rank	#	Name	Team	ISU	Time
1	265	Adam HILL Jnr	MOH	—	24.700
2	287	German SCHMAYGER	ALD	—	25.813
3	41	Freddie POLAK	NOT	—	25.937
4	107	Arty CLAREY	NOT	—	27.114
5	37	Willem MURRAY	NOT	—	27.207
6	159	Joseph ARMSTRONG	ALD	—	27.880
7	129	Albie BARLOW	ALD	—	28.337
8	161	Emma GRAYSON	NOT	—	28.501
9	79	Elliott BAKER	NOT	—	28.626
10	280	Justin DENNISON	NOT	—	28.672
11	299	Violet CLAREY	NOT	—	29.803
12	84	Charley ALDEN	NOT	—	29.836
13	289	Jessica TAYLOR	NOT	—	30.005
14	65	Jack WEEDON	ALD	—	30.262
15	267	Dante DALILI	ALD	—	30.263
16	121	Samuel SURGUY	NOT	—	31.659



Nottingham Open Competition

Sunday 7th January 2018



Time Classification 333 meter Group 3

Rank	#	Name	Team	ISU	Time
1	265	Adam HILL Jnr	MOH	—	35.498
2	41	Freddie POLAK	NOT	—	37.669
3	107	Arty CLAREY	NOT	—	38.676
4	37	Willem MURRAY	NOT	—	40.004
5	159	Joseph ARMSTRONG	ALD	—	41.115
6	161	Emma GRAYSON	NOT	—	41.789
7	280	Justin DENNISON	NOT	—	42.159
8	79	Elliott BAKER	NOT	—	42.808
9	129	Albie BARLOW	ALD	—	42.957
10	299	Violet CLAREY	NOT	—	43.464
11	84	Charley ALDEN	NOT	—	44.424
12	287	German SCHMAYGER	ALD	—	44.501
13	267	Dante DALILI	ALD	—	45.394
14	289	Jessica TAYLOR	NOT	—	45.938
15	65	Jack WEEDON	ALD	—	46.769
16	121	Samuel SURGUY	NOT	—	47.191

Distance Classification 500 meter Group 3

#	Name	Team	ISU	Fin	Time
Final Group 1					
1	265	Adam HILL Jnr	MOH	---	52.783
2	41	Freddie POLAK	NOT	---	57.045
3	107	Arty CLAREY	NOT	---	57.831
4	159	Joseph ARMSTRONG	ALD	---	59.659
Final Group 2					
5	287	German SCHMAYGER	ALD	---	57.710
6	37	Willem MURRAY	NOT	---	58.410
7	129	Albie BARLOW	ALD	---	1:05.010
8	84	Charley ALDEN	NOT	---	1:06.860
Final Group 3					
9	299	Violet CLAREY	NOT	---	1:03.831
10	280	Justin DENNISON	NOT	---	1:04.405
11	79	Elliott BAKER	NOT	---	1:04.623
12	161	Emma GRAYSON	NOT	P	3-1-P
Final Group 4					
13	289	Jessica TAYLOR	NOT	---	1:06.235
14	65	Jack WEEDON	ALD	---	1:07.281
15	121	Samuel SURGUY	NOT	---	1:09.669
16	267	Dante DALILI	ALD	---	4-3-P



Nottingham Open Competition



Sunday 7th January 2018

Heats 500 meter Group 2

Race 1, Group 1 (1 of 0)

Fin	Nr	Name	Abr	Nat	Time	Pnts	>>
1	149	Joe COTTERILL	BFD	---	53.998		q
2	136	Rose HAPPER	NOT	---	54.162		q
3	101	Philippa DRAPER	ALD	---	59.596		q
4	166	Andy BREE	MOH	---	1:15.710		q
5	4	Hannah GRANT	ALT	---	1:22.700		q

Race 2, Group 1 (2 of 0)

Fin	Nr	Name	Abr	Nat	Time	Pnts	>>
1	3	Natalie CRAWFORD	NOT	---	55.326		q
2	39	Fern TAYLOR	NOT	---	56.376		q
3	42	Fiona HARRISON	SHF	---	59.050		q
4	162	Adam HILL Snr	MOH	---	1:00.394		q
5	123	Peter CARTER	ALD	---	1:03.356		q

Race 3, Group 1 (3 of 0)

Fin	Nr	Name	Abr	Nat	Time	Pnts	>>
1	44	Talya KAYE	NOT	---	54.256		q
2	69	Helena LATHWELL-WATTS	ALT	---	55.946		q
3	78	Helen KIRKBY	MOH	---	56.146		q
4	36	Paul CONNAGHTON	ALD	---	57.708		q
5	248	Sam LLOYD	NOT	---	1:03.916		q

Race 4, Group 1 (4 of 0)

Fin	Nr	Name	Abr	Nat	Time	Pnts	>>
1	297	Nigel WINSTANLEY	SHF	---	54.675		q
2	46	Mark McKENZIE	MOH	---	55.629		q
3	296	Nicky GAWITH	BFD	---	1:01.227		q
4	114	Charlie CAMPION	NOT	---	1:04.667		q
nf	146	Isaac HURLEY	NOT	---	--		q dnf

Semi Final 500 meter Group 2

Race 21, Group 2 (1 of 2)

Fin	Nr	Name	Abr	Nat	Time	Pnts	>>
1	36	Paul CONNAGHTON	ALD	---	58.397		Q
2	4	Hannah GRANT	ALT	---	58.651		Q
3	296	Nicky GAWITH	BFD	---	1:00.915		
4	123	Peter CARTER	ALD	---	1:04.567		
5	166	Andy BREE	MOH	---	1:16.229		

Race 22, Group 2 (2 of 2)

Fin	Nr	Name	Abr	Nat	Time	Pnts	>>
1	146	Isaac HURLEY	NOT	---	55.183		Q
2	101	Philippa DRAPER	ALD	---	57.751		Q
3	162	Adam HILL Snr	MOH	---	58.101		q
4	248	Sam LLOYD	NOT	---	1:02.799		
nf	114	Charlie CAMPION	NOT	---	--		dnf

Race 23, Group 1 (1 of 2)

Fin	Nr	Name	Abr	Nat	Time	Pnts	>>
1	149	Joe COTTERILL	BFD	---	53.152		Q
2	3	Natalie CRAWFORD	NOT	---	53.302		Q
3	297	Nigel WINSTANLEY	SHF	---	53.824		q
4	78	Helen KIRKBY	MOH	---	55.558		
5	39	Fern TAYLOR	NOT	---	1:10.882		

Race 24, Group 1 (2 of 2)

Fin	Nr	Name	Abr	Nat	Time	Pnts	>>
1	136	Rose HAPPER	NOT	---	54.678		Q
2	69	Helena LATHWELL-WATTS	ALT	---	55.640		Q
3	44	Talya KAYE	NOT	---	55.786		
4	46	Mark McKENZIE	MOH	---	55.882		
5	42	Fiona HARRISON	SHF	---	59.058		



Nottingham Open Competition



Sunday 7th January 2018

Final 1000 meter Group 2

Race 35, Group 4 (1 of 1)

<i>Fin</i>	<i>Nr</i>	<i>Name</i>	<i>Abr</i>	<i>Nat</i>	<i>Time</i>	<i>Pnts</i>	>>
1	296	Nicky GAWITH	BFD	---	2:10.458		
2	114	Charlie CAMPION	NOT	---	2:10.784		
3	248	Sam LLOYD	NOT	---	2:13.070		
4	123	Peter CARTER	ALD	---	2:14.750		
5	166	Andy BREE	MOH	---	2:36.226		

Race 36, Group 3 (1 of 1)

<i>Fin</i>	<i>Nr</i>	<i>Name</i>	<i>Abr</i>	<i>Nat</i>	<i>Time</i>	<i>Pnts</i>	>>
1	146	Isaac HURLEY	NOT	---	1:55.089		
2	4	Hannah GRANT	ALT	---	2:00.787		
3	36	Paul CONNAGHTON	ALD	---	2:02.769		
4	162	Adam HILL Snr	MOH	---	2:02.969		
5	101	Philippa DRAPER	ALD	---	2:13.931		

Race 37, Group 2 (1 of 1)

<i>Fin</i>	<i>Nr</i>	<i>Name</i>	<i>Abr</i>	<i>Nat</i>	<i>Time</i>	<i>Pnts</i>	>>
1	44	Talya KAYE	NOT	---	1:52.329	3	
2	46	Mark McKENZIE	MOH	---	1:53.405	2	
3	39	Fern TAYLOR	NOT	---	1:58.439	1	
4	78	Helen KIRKBY	MOH	---	2:02.413		
5	42	Fiona HARRISON	SHF	---	2:03.153		

Race 38, Group 1 (1 of 1)

<i>Fin</i>	<i>Nr</i>	<i>Name</i>	<i>Abr</i>	<i>Nat</i>	<i>Time</i>	<i>Pnts</i>	>>
1	297	Nigel WINSTANLEY	SHF	---	1:54.427	34	
2	3	Natalie CRAWFORD	NOT	---	1:55.021	21	
3	149	Joe COTTERILL	BFD	---	1:55.795	13	
4	136	Rose HAPPER	NOT	---	1:57.389	8	
p	69	Helena LATHWELL-WATTS	ALT	---	--	3	penalty

Overall Classification Group 2

	<i>#</i>	<i>Name</i>	<i>Team</i>	<i>ISU</i>	<i>FP</i>	<i>CDR</i>	<i>time</i>
1	297	Nigel WINSTANLEY	SHF	---	34	2	1:54.427
2	3	Natalie CRAWFORD	NOT	---	21	3	1:55.021
3	149	Joe COTTERILL	BFD	---	13	4	1:55.795
4	136	Rose HAPPER	NOT	---	8	5	1:57.389
5	69	Helena LATHWELL-WATTS	ALT	---	3	6	
6	44	Talya KAYE	NOT	---	3	7	1:52.329
7	46	Mark McKENZIE	MOH	---	2	8	1:53.405
8	39	Fern TAYLOR	NOT	---	1	9	1:58.439
9	78	Helen KIRKBY	MOH	---		10	2:02.413
10	42	Fiona HARRISON	SHF	---		11	2:03.153
11	146	Isaac HURLEY	NOT	---		12	1:55.089
12	4	Hannah GRANT	ALT	---		13	2:00.787
13	36	Paul CONNAGHTON	ALD	---		14	2:02.769
14	162	Adam HILL Snr	MOH	---		15	2:02.969
15	101	Philippa DRAPER	ALD	---		16	2:13.931
16	296	Nicky GAWITH	BFD	---		17	2:10.458
17	114	Charlie CAMPION	NOT	---		18	2:10.784
18	248	Sam LLOYD	NOT	---		19	2:13.070
19	123	Peter CARTER	ALD	---		20	2:14.750
20	166	Andy BREE	MOH	---		21	2:36.226



Nottingham Open Competition



Sunday 7th January 2018

Time Classification 500 meter Group 2

Rank	#	Name	Team	ISU	Time
1	149	Joe COTTERILL	BFD	—	53.152
2	3	Natalie CRAWFORD	NOT	—	53.302
3	297	Nigel WINSTANLEY	SHF	—	53.824
4	136	Rose HAPPER	NOT	—	54.162
5	44	Talya KAYE	NOT	—	54.256
6	146	Isaac HURLEY	NOT	—	55.183
7	78	Helen KIRKBY	MOH	—	55.558
8	46	Mark McKENZIE	MOH	—	55.629
9	69	Helena LATHWELL-WATTS	ALT	—	55.640
10	39	Fern TAYLOR	NOT	—	56.376
11	36	Paul CONNAGHTON	ALD	—	57.708
12	101	Philippa DRAPER	ALD	—	57.751
13	162	Adam HILL Snr	MOH	—	58.101
14	4	Hannah GRANT	ALT	—	58.651
15	42	Fiona HARRISON	SHF	—	59.050
16	296	Nicky GAWITH	BFD	—	1:00.915
17	248	Sam LLOYD	NOT	—	1:02.799
18	123	Peter CARTER	ALD	—	1:03.356
19	114	Charlie CAMPION	NOT	—	1:04.667
20	166	Andy BREE	MOH	—	1:15.710

Distance Classification 1000 meter Group 2

#	Name	Team	ISU	Fin	Time
Final Group 1					
1	297	Nigel WINSTANLEY	SHF	1 34	1-3-1 1:54.427
2	3	Natalie CRAWFORD	NOT	2 21	1-2-2 1:55.021
3	149	Joe COTTERILL	BFD	3 13	1-1-3 1:55.795
4	136	Rose HAPPER	NOT	4 8	2-1-4 1:57.389
5	69	Helena LATHWELL-WATTS	ALT	P 3	2-2-P
Final Group 2					
6	44	Talya KAYE	NOT	1 3	1-3-1 1:52.329
7	46	Mark McKENZIE	MOH	2 2	2-4-2 1:53.405
8	39	Fern TAYLOR	NOT	3 1	2-5-3 1:58.439
9	78	Helen KIRKBY	MOH	4	3-4-4 2:02.413
10	42	Fiona HARRISON	SHF	5	3-5-5 2:03.153
Final Group 3					
11	146	Isaac HURLEY	NOT	1	NF-1-1 1:55.089
12	4	Hannah GRANT	ALT	2	5-2-2 2:00.787
13	36	Paul CONNAGHTON	ALD	3	4-1-3 2:02.769
14	162	Adam HILL Snr	MOH	4	4-3-4 2:02.969
15	101	Philippa DRAPER	ALD	5	3-2-5 2:13.931
Final Group 4					
16	296	Nicky GAWITH	BFD	1	3-3-1 2:10.458
17	114	Charlie CAMPION	NOT	2	4-NF-2 2:10.784
18	248	Sam LLOYD	NOT	3	5-4-3 2:13.070
19	123	Peter CARTER	ALD	4	5-4-4 2:14.750
20	166	Andy BREE	MOH	5	4-5-5 2:36.226



Nottingham Open Competition



Sunday 7th January 2018

Heats 500 meter Group 1

Race 11, Group 1 (1 of 4)

	<i>Nr</i>	<i>Name</i>	<i>Abr</i>	<i>Nat</i>	Time	Pnts	>>
1	49	Kyle ROSS-WADDELL	NOT	---	48.307		Q
2	135	Bradley WILLS	SHF	---	49.457		Q
3	255	Olivia WEEDON	ALD	---	50.999		q
4	7	Lloyd DUNCAN	ALD	---	51.809		

Race 12, Group 1 (2 of 4)

	<i>Nr</i>	<i>Name</i>	<i>Abr</i>	<i>Nat</i>	Time	Pnts	>>
1	250	Niall TREACY	MOH	---	48.217		Q
2	87	Ollie ROWE	ALD	---	52.361		Q
3	302	Sophie ROBERTSON	NOT	---	57.305		
<i>nf</i>	147	Alex COLLINS	ALD	---	--		dnf
<i>p</i>	207	Jessica URQUHART	SHF	---	--		penalty

Race 13, Group 1 (3 of 4)

	<i>Nr</i>	<i>Name</i>	<i>Abr</i>	<i>Nat</i>	Time	Pnts	>>
1	132	Solomon PREMPEH	ALD	---	48.003		Q
2	274	Holly HOYLAND	NOT	---	49.629		Q
3	290	Theo COLLINS	ALD	---	49.757		q
4	15	Matt GARDNER	SHF	---	52.801		
5	31	Natasha NEMETH-KNIGHT	MOH	---	53.573		

Race 14, Group 1 (4 of 4)

	<i>Nr</i>	<i>Name</i>	<i>Abr</i>	<i>Nat</i>	Time	Pnts	>>
1	139	Isaac RAIZADA	NOT	---	50.681		Q
2	283	Jack URQUHART	NOT	---	51.237		Q
3	59	Peter RICHES	ALD	---	51.813		
4	165	Steve HUMBER	MOH	---	53.567		
<i>p</i>	125	Johanco VELDSMAN	SHF	---	--		penalty

Semi Final 500 meter Group 1

Race 25, Group 2 (1 of 2)

	<i>Nr</i>	<i>Name</i>	<i>Abr</i>	<i>Nat</i>	Time	Pnts	>>
1	59	Peter RICHES	ALD	---	46.466		Q
2	125	Johanco VELDSMAN	SHF	---	51.966		Q
3	302	Sophie ROBERTSON	NOT	---	55.712		
4	15	Matt GARDNER	SHF	---	1:05.684		

Race 26, Group 2 (2 of 2)

	<i>Nr</i>	<i>Name</i>	<i>Abr</i>	<i>Nat</i>	Time	Pnts	>>
1	147	Alex COLLINS	ALD	---	50.990		Q
2	7	Lloyd DUNCAN	ALD	---	51.018		Q
3	31	Natasha NEMETH-KNIGHT	MOH	---	51.376		q
4	165	Steve HUMBER	MOH	---	51.808		
5	207	Jessica URQUHART	SHF	---	1:24.920		

Race 27, Group 1 (1 of 2)

	<i>Nr</i>	<i>Name</i>	<i>Abr</i>	<i>Nat</i>	Time	Pnts	>>
1	132	Solomon PREMPEH	ALD	---	47.393		Q
2	135	Bradley WILLS	SHF	---	49.049		Q
3	274	Holly HOYLAND	NOT	---	49.213		q
4	255	Olivia WEEDON	ALD	---	50.677		
5	283	Jack URQUHART	NOT	---	50.881		

Race 28, Group 1 (2 of 2)

	<i>Nr</i>	<i>Name</i>	<i>Abr</i>	<i>Nat</i>	Time	Pnts	>>
1	250	Niall TREACY	MOH	---	46.122		Q
2	49	Kyle ROSS-WADDELL	NOT	---	46.244		Q
3	139	Isaac RAIZADA	NOT	---	49.382		
4	87	Ollie ROWE	ALD	---	51.282		
<i>nf</i>	290	Theo COLLINS	ALD	---	--		dnf



Nottingham Open Competition



Sunday 7th January 2018

Final 1000 meter Group 1

Race 39, Group 4 (1 of 1)

	<i>Nr</i>	<i>Name</i>	<i>Abr</i>	<i>Nat</i>	<i>Time</i>	<i>Pnts</i>	>>
1	165	Steve HUMBER	MOH	---	1:49.083		
2	15	Matt GARDNER	SHF	---	1:49.969		
3	302	Sophie ROBERTSON	NOT	---	2:04.217		
4	207	Jessica URQUHART	SHF	---	2:24.741		

Race 40, Group 3 (1 of 1)

	<i>Nr</i>	<i>Name</i>	<i>Abr</i>	<i>Nat</i>	<i>Time</i>	<i>Pnts</i>	>>
1	59	Peter RICHES	ALD	---	1:48.842		
2	7	Lloyd DUNCAN	ALD	---	1:51.390		
3	147	Alex COLLINS	ALD	---	1:51.466		
4	31	Natasha NEMETH-KNIGHT	MOH	---	1:55.450		
5	125	Johanco VELDSMAN	SHF	---	1:59.280		

Race 41, Group 2 (1 of 1)

	<i>Nr</i>	<i>Name</i>	<i>Abr</i>	<i>Nat</i>	<i>Time</i>	<i>Pnts</i>	>>
1	290	Theo COLLINS	ALD	---	1:44.968	3	
2	139	Isaac RAIZADA	NOT	---	1:45.118	2	
3	283	Jack URQUHART	NOT	---	1:47.174	1	
4	87	Ollie ROWE	ALD	---	1:47.302		
5	255	Olivia WEEDON	ALD	---	1:50.114		

Race 42, Group 1 (1 of 1)

	<i>Nr</i>	<i>Name</i>	<i>Abr</i>	<i>Nat</i>	<i>Time</i>	<i>Pnts</i>	>>
1	132	Solomon PREMPEH	ALD	---	1:57.443	34	
2	250	Niall TREACY	MOH	---	1:59.127	21	
3	274	Holly HOYLAND	NOT	---	1:59.167	13	
4	135	Bradley WILLS	SHF	---	2:20.827	8	
5	49	Kyle ROSS-WADDELL	NOT	---	2:36.123	5	

Overall Classification Group 1

	<i>#</i>	<i>Name</i>	<i>Team</i>	<i>ISU</i>	<i>FP</i>	<i>CDR</i>	<i>time</i>
1	132	Solomon PREMPEH	ALD	---	34	2	1:57.443
2	250	Niall TREACY	MOH	---	21	3	1:59.127
3	274	Holly HOYLAND	NOT	---	13	4	1:59.167
4	135	Bradley WILLS	SHF	---	8	5	2:20.827
5	49	Kyle ROSS-WADDELL	NOT	---	5	6	2:36.123
6	290	Theo COLLINS	ALD	---	3	7	1:44.968
7	139	Isaac RAIZADA	NOT	---	2	8	1:45.118
8	283	Jack URQUHART	NOT	---	1	9	1:47.174
9	87	Ollie ROWE	ALD	---		10	1:47.302
10	255	Olivia WEEDON	ALD	---		11	1:50.114
11	59	Peter RICHES	ALD	---		12	1:48.842
12	7	Lloyd DUNCAN	ALD	---		13	1:51.390
13	147	Alex COLLINS	ALD	---		14	1:51.466
14	31	Natasha NEMETH-KNIGHT	MOH	---		15	1:55.450
15	125	Johanco VELDSMAN	SHF	---		16	1:59.280
16	165	Steve HUMBER	MOH	---		17	1:49.083
17	15	Matt GARDNER	SHF	---		18	1:49.969
18	302	Sophie ROBERTSON	NOT	---		19	2:04.217
19	207	Jessica URQUHART	SHF	---		20	2:24.741



Nottingham Open Competition

Sunday 7th January 2018



Time Classification 500 meter Group 1

Rank	#	Name	Team	ISU	Time
1	250	Niall TREACY	MOH	—	46.122
2	49	Kyle ROSS-WADDELL	NOT	—	46.244
3	59	Peter RICHES	ALD	—	46.466
4	132	Solomon PREMPEH	ALD	—	47.393
5	135	Bradley WILLS	SHF	—	49.049
6	274	Holly HOYLAND	NOT	—	49.213
7	139	Isaac RAIZADA	NOT	—	49.382
8	290	Theo COLLINS	ALD	—	49.757
9	255	Olivia WEEDON	ALD	—	50.677
10	283	Jack URQUHART	NOT	—	50.881
11	147	Alex COLLINS	ALD	—	50.990
12	7	Lloyd DUNCAN	ALD	—	51.018
13	87	Ollie ROWE	ALD	—	51.282
14	31	Natasha NEMETH-KNIGHT	MOH	—	51.376
15	165	Steve HUMBER	MOH	—	51.808
16	125	Johanco VELDSMAN	SHF	—	51.966
17	15	Matt GARDNER	SHF	—	52.801
18	302	Sophie ROBERTSON	NOT	—	55.712
19	207	Jessica URQUHART	SHF	—	1:24.920

Distance Classification 1000 meter Group 1

#	Name	Team	ISU	Fin	Time
Final Group 1					
1	132	Solomon PREMPEH	ALD	---	1 34 1-1-1 1:57.443
2	250	Niall TREACY	MOH	---	2 21 1-1-2 1:59.127
3	274	Holly HOYLAND	NOT	---	3 13 2-3-3 1:59.167
4	135	Bradley WILLS	SHF	---	4 8 2-2-4 2:20.827
5	49	Kyle ROSS-WADDELL	NOT	---	5 5 1-2-5 2:36.123
Final Group 2					
6	290	Theo COLLINS	ALD	---	1 3 3-NF-1 1:44.968
7	139	Isaac RAIZADA	NOT	---	2 2 1-3-2 1:45.118
8	283	Jack URQUHART	NOT	---	3 1 2-5-3 1:47.174
9	87	Ollie ROWE	ALD	---	4 2-4-4 1:47.302
10	255	Olivia WEEDON	ALD	---	5 3-4-5 1:50.114
Final Group 3					
11	59	Peter RICHES	ALD	---	1 3-1-1 1:48.842
12	7	Lloyd DUNCAN	ALD	---	2 4-2-2 1:51.390
13	147	Alex COLLINS	ALD	---	3 NF-1-3 1:51.466
14	31	Natasha NEMETH-KNIGHT	MOH	---	4 5-3-4 1:55.450
15	125	Johanco VELDSMAN	SHF	---	5 P-2-5 1:59.280
Final Group 4					
16	165	Steve HUMBER	MOH	---	1 4-4-1 1:49.083
17	15	Matt GARDNER	SHF	---	2 4-4-2 1:49.969
18	302	Sophie ROBERTSON	NOT	---	3 3-3-3 2:04.217
19	207	Jessica URQUHART	SHF	---	4 P-5-4 2:24.741



Nottingham Open Competition

Sunday 7th January 2018



Relay Participants Group 3

Nottingham Grp 3 3	-	Hts	SF	F
41 Freddie POLAK				X
84 Charley ALDEN				X
107 Arty CLAREY				X
299 Violet CLAREY				X
Nottingham Grp 3 4	-	Hts	SF	F
37 Willem MURRAY				X
79 Elliott BAKER				X
106 Charlie MARSDEN				X
161 Emma GRAYSON				X
Nottingham Grp 3 5	-	Hts	SF	F
121 Samuel SURGUY				X
265 Adam HILL Jnr				X
280 Justin DENNISON				X
289 Jessica TAYLOR				X
Aldwych Grp 3 3	-	Hts	SF	F
65 Jack WEEDON				X
129 Albie BARLOW				X
159 Joseph ARMSTRONG				X
267 Dante DALILI				X
287 German SCHMAYGER				X

Final 4 x 2 lap Relay Group 3

Race 45, Group 1 (1 of 1)

Fin	Nr	Name	Abr	Nat	Time	Pnts	>>
1	1	Nottingham Grp 3 3	NOTT 3			--	
2	2	Nottingham Grp 3 4	NOTT 4	GBR		--	
3	3	Nottingham Grp 3 5	NOTT 5		1:53.006		
4	4	Aldwych Grp 3 3	ALD 3		1:53.022		



Nottingham Open Competition

Sunday 7th January 2018



Relay Participants Group 2

Mixed Grp 2	-	Hts	SF	F
42	Fiona HARRISON			X
149	Joe COTTERILL			X
248	Sam LLOYD			X
296	Nicky GAWITH			X
297	Nigel WINSTANLEY			X
Nottingham Group 2 2	-	Hts	SF	F
3	Natalie CRAWFORD			X
39	Fern TAYLOR			X
44	Talya KAYE			X
136	Rose HAPPER			X
146	Isaac HURLEY			X
Mohawks Group 2 2	-	Hts	SF	F
46	Mark McKENZIE			X
78	Helen KIRKBY			X
114	Charlie CAMPION			X
162	Adam HILL Snr			X
166	Andy BREE			X
Aldwych Grp 2 2	-	Hts	SF	F
4	Hannah GRANT			X
36	Paul CONNAGHTON			X
69	Helena LATHWELL-WATTS			X
101	Philippa DRAPER			X
123	Peter CARTER			X

Final 3000 m Relay Group 2

Race 46, Group 1 (1 of 1)

Fin	Nr	Name	Abr	Time	Pnts	>>
1	2	Nottingham Group 2 2	NOTT 2	5:20.008		
2	4	Aldwych Grp 2 2	ALD 2	5:52.012		
3	1	Mixed Grp 2	MXD	5:53.043		
4	3	Mohawks Group 2 2	MOH 2	6:13.029		



Nottingham Open Competition

Sunday 7th January 2018



Relay Participants Group 1

Mohawks Grp 1 1	-	Hts	SF	F
31	Natasha NEMETH-KNIGHT			
147	Alex COLLINS			
165	Steve HUMBER			
250	Niall TREACY			
Aldwych Grp 1 1	-	Hts	SF	F
59	Peter RICHES			
87	Ollie ROWE			
132	Solomon PREMPEH			
255	Olivia WEEDON			
290	Theo COLLINS			
Sheffield Grp 1 1	-	Hts	SF	F
15	Matt GARDNER			
17	Lloyd DUNCAN			
125	Johanco VELDSMAN			
135	Bradley WILLS			
207	Jessica URQUHART			
Nottingham Grp 1 1	-	Hts	SF	F
49	Kyle ROSS-WADDELL			
139	Isaac RAIZADA			
274	Holly HOYLAND			
283	Jack URQUHART			
302	Sophie ROBERTSON			

Final 3000 m Relay Group 1

Race 47, Group 1 (1 of 1)

Fin	Nr	Name	Abr	Time	Pnts	>>
1	2	Aldwych Grp 1 1	ALD 1	3:08.065		
2	1	Mohawks Grp 1 1	MOH 1	3:09.054		
3	4	Nottingham Grp 1 1	NOTT1	3:19.072		
p	3	Sheffield Grp 1 1	SHF 1	--		penalty



Nottingham Open Competition

Sunday 7th January 2018



List of Infringements

Group 1

3. Sheffield Grp 1 1	SHF 1	Penalty	R3K	F	Group 1	27.0
125. Johanco VELDSMAN	SHF	Penalty	500	Hts	Group 1	4.5
207. Jessica URQUHART	SHF	Penalty	500	Hts	Group 1	4.5

Group 2

69. Helena LATHWELL-WATTS	ALT	Penalty	1000	F	Group 1	9.0
---------------------------	-----	---------	------	---	---------	-----

Group 3

161. Emma GRAYSON	NOT	Penalty	500	F	Group 3	4.5
267. Dante DALILI	ALD	Penalty	500	F	Group 4	4.5