

Nottinghamshire Ice Racing Club

Presents a

Nottingham Open Competition

1st April 2023



Short Track Speed Skating

Protocol

The Results will be posted at
www.nirc.info

Held under NISA/BIS Regulations



Nottingham Open Competition

1st April 2023



List of Competitors

Group 1

37	MURRAY	Willem	NOT	---
49	ROSS-WADDELL	Kyle	NOT	---
79	BAKER	Elliot	NOT	---
129	BARLOW	Albie	ALD	---
132	PREMPEH	Solomon	ALD	---
159	ARMSTRONG	Joseph	ALD	---
233	TROWBRIDGE	Daniel	ALD	---
260	GRAY BUFFEY	Savi	SHF	---
261	GRAY BUFFEY	Cohen	SHF	---
274	HOYLAND	Holly	NOT	---

Group 2

4	GRANT	Hannah	ALT	---
33	WRIGHT	Keith	SHF	---
78	SHAW	Helen	MOH	---
80	CLARKE	Zoe	ALD	---
117	MOSZCZYNSKI	Hubert	NOT	---
140	MURRAY	Chris	NOT	---
151	FLANAGAN	Ava	ALT	---
165	HUMBER	Steve	MOH	---
188	BAO	Tai	AYR	---
193	JOHNSTON	Alfie	ALD	---
198	VARGA	Katie Anne	BFD	---
220	SMITH	Tom	ALD	---
229	MOSZCZYNSKI	David	NOT	---
262	McKEE	Lucy	NOT	---
267	DALILI	Dante	ALD	---
276	MURRAY	Arran	NOT	---
293	SHERARD-BORNSHIN	Oliver	ALT	---

Group 3

14	GREWEL	Peter	ALD	---
142	HUMBER	Frankie	MOH	---
144	MICALLEF	Gabriel	NOT	---
183	WRIGHT	Chanelle	ALD	---
195	BURRIDGE	Tuesday	ALD	---
215	HULL	Jennifer	AYR	---
226	HARWOOD MONKMAN	Rebecca	SHF	---
228	MORAN	Andy	NOT	---
232	O'HARA	Isla	ALT	---
238	HOPPER	Julian	AYR	---

Group 4

126	HOPPER	Logan	AYR	---
128	WILKINSON	Woody	NOT	---
185	HEARN	Ronan	MOH	---
197	RECHEMBEI	Elijah	ALT	---
206	WRIGHT	Thommy	NOT	---

Officials

Organizing Committee

Co-ordinator Peter WORTH
Registration Mandy WORTH

Officials

Chief Referee Peter WORTH
Assistant Referee Margaret SUKIENNIK
Competitors' Steward Andi THORNTON
Starter Gideon VELDSMAN
Starter Sharon DAVID
Photo Finish Martin HOLTOM
Photo Finish Andrew BAKER
Timekeeper/Line Judge Jean IVESON
Timekeeper/Line Judge Dave ROSS-WADDELL
Timekeeper/Line Judge Tina NOBLE
Timekeeper/Line Judge Adele VELDSMAN
Timekeeper/Line Judge Ferenc VARGA
Lap Board Rob RAIZADA
Announcer Vicki CAMPION
Announcer Niall TREACY
Photocopying Andi THORNTON
Heat Box Caroline BAKER
Track Steward Wesley YATES
Track Steward Branden MARSHALL
First Aid NIRC Staff

Conditions of Contest

Groups were made up by seeding skaters on the 500m, with other times also being considered. The make-up of Groups also considered age categories, experience, and respecting safety issues where possible.

Group 1

Round 1 500m, progressing to 500m Finals Round 2 – points in final 34, 21, 13, 8, 5, 3, 2, 1

Round 3 1000m, progressing to 1000m or 1500m Finals Round 4 - points in final 34, 21, 13, 8, 5, 3, 2, 1

Awards to the top 3 point scorers in each Group after both distances

Group 2

Round 1 500m, progressing to 500m Finals Round 2 – points in final 34, 21, 13, 8, 5, 3, 2, 1

Round 3 777m, progressing to 777m or 1000m Finals Round 4 - points in final 34, 21, 13, 8, 5, 3, 2, 1

Awards to the top 3 point scorers after both distances

Group 3

Round 1 500m, progressing to 500m Finals Round 2 – points in final 34, 21, 13, 8, 5, 3, 2, 1

Round 3 777m, progressing to 777m Finals Round 4 - points in final 34, 21, 13, 8, 5, 3, 2, 1

Awards to the top 3 point scorers after both distances

Group 4

Round 1 500m, points 5,4,3,2,1, Round 2 333m, points 5,4,3,2,1

Round 3 333m, points 5,4,3,2,1, Round 2 222m, points 5,4,3,2,1

Awards to the top 3 point scorers after all 4 rounds

Fun Races

Everyone has been put in a 1 lap (111m) race using the latest 500m times for seeding.

The winner of each race consisting of no more than 4 skaters, will win a chocolate prize.

Ties on Points for all groups

Ties on points to be decided by using BIS rules written for the British Championships and are in the BIS Short Track Regs and ISU rules.

Presentations:

Presentations will be made directly after the final race (Session 4) in each group. Please ensure your skaters are aware of this and are available straight away so it doesn't delay the racing.

Team Leaders Meeting

Racing sheets will be given out in the Officials area (where the Finish line is) as soon as possible after the team leaders meeting which is at 10:50



QUALIFYING

Group 4 **3stg** (5 competitors)



Group 4 **500** (5 competitors)



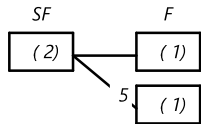
Group 4 **333** (5 competitors)



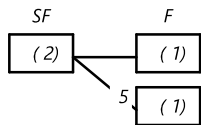
Group 4 **222** (5 competitors)



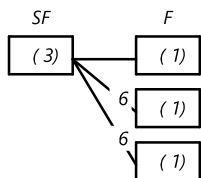
Group 3 **777** (10 competitors)



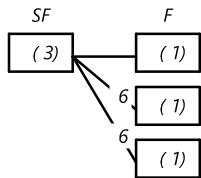
Group 3 **500** (10 competitors)



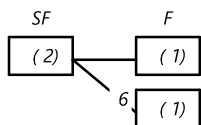
Group 2 **1000** (17 competitors)



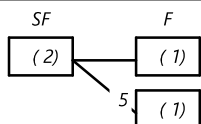
Group 2 **500** (17 competitors)



Group 1 **1500** (10 competitors)



Group 1 **500** (10 competitors)





Nottingham Open Competition

1st April 2023



Detailed Programme

April 1, 2023

11:00			<i>Warm up 1</i>			
11:04			<i>Warm up 2</i>			
11:08			<i>Warm up 3</i>			
11:12	Group 4	500 metre	Final	Group 1		1
11:15	Group 3	500 metre	Semi Final	Group 1		2 - 3
11:21	Group 2	500 metre	Semi Final	Group 1		4 - 6
11:30	Group 1	500 metre	Semi Final	Group 1		7 - 8
11:36			<i>Ice Res (Track)</i>			
11:51	Group 4	333 metre	Final	Group 1		9
11:54	Group 3	500 metre	Final	Group 2		10
11:58	Group 3	500 metre	Final	Group 1		11
12:01	Group 2	500 metre	Final	Group 3		12
12:04	Group 2	500 metre	Final	Group 2		13
12:07	Group 2	500 metre	Final	Group 1		14
12:11	Group 1	500 metre	Final	Group 2		15
12:14	Group 1	500 metre	Final	Group 1		16
12:17	Group 4	333 stagr	Final	Group 1		17
12:21	Group 3	777 metre	Semi Final	Group 1		18 - 19
12:28	Group 2	777 metre	Semi Final	Group 1		20 - 22
12:40	Group 1	1000 metre	Semi Final	Group 1		23 - 24
12:48			<i>Ice Res (Track)</i>			
13:03	Group 4	222 metre	Final	Group 1		25
13:05			<i>Cerem.Ice, Group 4</i>			
13:07	Group 3	777 metre	Final	Group 2		26
13:11	Group 3	777 metre	Final	Group 1		27
13:15			<i>Cerem.Ice, Group 3</i>			
13:18	Group 2	777 metre	Final	Group 3		28
13:22	Group 2	777 metre	Final	Group 2		29
13:26	Group 2	1000 metre	Final	Group 1		30
13:30			<i>Cerem.Ice, Group 2</i>			
13:33	Group 1	1000 metre	Final	Group 2		31
13:37	Group 1	1500 metre	Final	Group 1		32
13:42			<i>Cerem.Ice, Group 1</i>			
13:44	Fun Races	111 metre	Heats	Group 1		33 - 43
14:17			<i>Pads Off</i>			
14:27			<i>end</i>			

THE PROGRAM IS TENTATIVE AND SUBJECT TO CHANGE. STARTING TIMES WILL FOLLOW THE FLOW OF THE COMPETITION.



Nottingham Open Competition

1st April 2023



Results

Group 4 R	R	Fin	Nr	500 metre Name	Final	Group 1 Team	County	NT	Time	Pnts	Q	Remark
1	1/1	1	185	Ronan HEARN		MOH	---		1:05.547	5		
		2	126	Logan HOPPER		AYR	---		1:07.475	4		
		3	128	Woody WILKINSON		NOT	---		1:11.874	3		
		4	197	Elijah RECHEMBEI		ALT	---		1:15.957	2		
		5	206	Thommy WRIGHT		NOT	---		1:17.190	1		

Group 4 R	R	Fin	Nr	333 metre Name	Final	Group 1 Team	County	NT	Time	Pnts	Q	Remark
9	1/1	1	185	Ronan HEARN		MOH	---		44.742	5		
		2	126	Logan HOPPER		AYR	---		46.196	4		
		3	197	Elijah RECHEMBEI		ALT	---		52.135	3		
		4	206	Thommy WRIGHT		NOT	---		52.595	2		
		5	128	Woody WILKINSON		NOT	---		59.778	1		

Group 4 R	R	Fin	Nr	333 stagr Name	Final	Group 1 Team	County	NT	Time	Pnts	Q	Remark
17	1/1	1	185	Ronan HEARN		MOH	---		43.951	5		
		2	126	Logan HOPPER		AYR	---		45.599	4		
		3	197	Elijah RECHEMBEI		ALT	---		49.739	3		
		4	128	Woody WILKINSON		NOT	---		50.108	2		
		5	206	Thommy WRIGHT		NOT	---		51.723	1		

Group 4 R	R	Fin	Nr	222 metre Name	Final	Group 1 Team	County	NT	Time	Pnts	Q	Remark
25	1/1	1	185	Ronan HEARN		MOH	---		30.079	5		
		2	126	Logan HOPPER		AYR	---		30.524	4		
		3	128	Woody WILKINSON		NOT	---		32.990	3		
		4	197	Elijah RECHEMBEI		ALT	---		33.944	2		
		5	206	Thommy WRIGHT		NOT	---		34.188	1		

Overall Classification Group 4

					FP	CDR	Time
1	185	Ronan HEARN	MOH	20	4	1-1-1-1	1:05.547
2	126	Logan HOPPER	AYR	16	8	2-2-2-2	1:07.475
3	197	Elijah RECHEMBEI	ALT	10	14	4-3-3-4	1:15.957
4	128	Woody WILKINSON	NOT	9	15	3-5-4-3	1:11.874
5	206	Thommy WRIGHT	NOT	5	19	5-4-5-5	1:17.190

Group 3 R	R	Fin	Nr	500 metre Name	Semi Final	Group 1 Team	County	NT	Time	Pnts	Q	Remark
2	1/2	1	226	Rebecca HARWOOD MONKMAN		SHF	---		1:00.119			
		2	183	Chanelle WRIGHT		ALD	---		1:00.357			
		3	144	Gabriel MICALLEF		NOT	---		1:05.977			
		4	142	Frankie HUMBER		MOH	---		1:16.183			
		DNF	238	Julian HOPPER		AYR	---					NO FINISH

Group 3 R	R	Fin	Nr	500 metre Name	Semi Final	Group 1 Team	County	NT	Time	Pnts	Q	Remark
3	2/2	1	215	Jennifer HULL		AYR	---		58.902			
		2	14	Peter GREWEL		ALD	---		1:00.571			
		3	232	Isla O'HARA		ALT	---		1:00.660			
		4	195	Tuesday BURRIDGE		ALD	---		1:03.877			
		5	228	Andy MORAN		NOT	---		1:21.583			

Group 3 R	R	Fin	Nr	500 metre Name	Final	Group 2 Team	County	NT	Time	Pnts	Q	Remark
10	1/1	1	142	Frankie HUMBER		MOH	---		1:02.120	3		
		2	238	Julian HOPPER		AYR	---		1:02.263	2		
		3	144	Gabriel MICALLEF		NOT	---		1:04.340	1		
		4	195	Tuesday BURRIDGE		ALD	---		1:05.019			
		5	228	Andy MORAN		NOT	---		1:20.837			

Group 3 R	R	Fin	Nr	500 metre Name	Final	Group 1 Team	County	NT	Time	Pnts	Q	Remark
11	1/1	1	232	Isla O'HARA		ALT	---		59.453	34		
		2	226	Rebecca HARWOOD MONKMAN		SHF	---		59.828	21		
		3	183	Chanelle WRIGHT		ALD	---		1:00.044	13		
		4	14	Peter GREWEL		ALD	---		1:00.326	8		
		5	215	Jennifer HULL		AYR	---		1:12.402	5		



Nottingham Open Competition

1st April 2023



Results

Group 3		777 metre			Semi Final		Group 1				
R	R	Fin	Nr	Name	Team	County	NT	Time	Pnts	Q	Remark
18	1/2	1	215	Jennifer HULL	AYR	---		1:35.125			
		2	226	Rebecca HARWOOD MONKMAN	SHF	---		1:35.787			
		3	238	Julian HOPPER	AYR	---		1:36.768			
		4	142	Frankie HUMBER	MOH	---		1:37.457			
		5	144	Gabriel MICALLEF	NOT	---		1:42.635			
19	2/2	1	183	Chanelle WRIGHT	ALD	---		1:38.217			
		2	195	Tuesday BURRIDGE	ALD	---		1:43.403			
		3	232	Isla O'HARA	ALT	---		1:46.679			
		4	14	Peter GREWEL	ALD	---		1:46.885			
		5	228	Andy MORAN	NOT	---		2:08.101			
Group 3		777 metre			Final		Group 2				
R	R	Fin	Nr	Name	Team	County	NT	Time	Pnts	Q	Remark
26	1/1	1	14	Peter GREWEL	ALD	---		1:36.787	3		
		2	232	Isla O'HARA	ALT	---		1:40.336	2		
		3	144	Gabriel MICALLEF	NOT	---		1:41.924	1		
		4	142	Frankie HUMBER	MOH	---		1:52.161			
		5	228	Andy MORAN	NOT	---		2:07.794			
Group 3		777 metre			Final		Group 1				
R	R	Fin	Nr	Name	Team	County	NT	Time	Pnts	Q	Remark
27	1/1	1	215	Jennifer HULL	AYR	---		1:32.418	34		
		2	183	Chanelle WRIGHT	ALD	---		1:32.645	21		
		3	226	Rebecca HARWOOD MONKMAN	SHF	---		1:36.354	13		
		4	195	Tuesday BURRIDGE	ALD	---		1:42.453	8		
		DNF	238	Julian HOPPER	AYR	---			5		NO FINIS

Overall Classification Group 3

					FP	CDR	Time
1	215	Jennifer HULL	AYR		39	6	5-1 1:32.418
2	232	Isla O'HARA	ALT		36	8	1-7 1:40.336
3	183	Chanelle WRIGHT	ALD		34	5	3-2 1:32.645
4	226	Rebecca HARWOOD MONKMAN	SHF		34	5	2-3 1:35.787
5	14	Peter GREWEL	ALD		11	10	4-6 1:36.787
6	195	Tuesday BURRIDGE	ALD		8	13	9-4 1:42.453
7	238	Julian HOPPER	AYR		7	12	7-5 1:36.768
8	142	Frankie HUMBER	MOH		3	15	6-9 1:37.457
9	144	Gabriel MICALLEF	NOT		2	16	8-8 1:41.924
10	228	Andy MORAN	NOT			20	10-10 2:07.794

Group 2		500 metre			Semi Final		Group 1				
R	R	Fin	Nr	Name	Team	County	NT	Time	Pnts	Q	Remark
4	1/3	1	188	Tai BAO	AYR	---		52.681			
		2	267	Dante DALILI	ALD	---		54.567			
		3	78	Helen SHAW	MOH	---		54.916			
		4	262	Lucy McKEE	NOT	---		55.101			
		5	220	Tom SMITH	ALD	---		56.936			
5	2/3	1	140	Chris MURRAY	NOT	---		32:58.253			
		2	293	Oliver SHERARD-BORNSHIN	ALT	---		32:58.275			
		3	276	Arran MURRAY	NOT	---		32:58.413			
		4	80	Zoe CLARKE	ALD	---		33:05.866			
		5	193	Alfie JOHNSTON	ALD	---		0.000			ADV. NO FINIS
DNF	117	Hubert MOSZCZYNSKI	NOT	---							
6	3/3	1	229	David MOSZCZYNSKI	NOT	---		53.687			
		2	165	Steve HUMBER	MOH	---		53.689			
		3	33	Keith WRIGHT	SHF	---		54.029			
		4	151	Ava FLANAGAN	ALT	---		56.797			
		5	198	Katie Anne VARGA	BFD	---		57.377			
		6	4	Hannah GRANT	ALT	---		58.635			



Nottingham Open Competition

1st April 2023



Results

Group 2 R	R	Fin	Nr	500 metre Name	Final	Group 3 Team	County	NT	Time	Pnts	Q	Remark
12	1/1	1	4	Hannah GRANT		ALT	---		55.530			
		2	117	Hubert MOSZCZYNSKI		NOT	---		56.576			
		3	220	Tom SMITH		ALD	---		56.615			
		4	198	Katie Anne VARGA		BFD	---		58.850			
Group 2 R	R	Fin	Nr	500 metre Name	Final	Group 2 Team	County	NT	Time	Pnts	Q	Remark
13	1/1	1	33	Keith WRIGHT		SHF	---		54.043	1		
		2	78	Helen SHAW		MOH	---		55.133			
		3	151	Ava FLANAGAN		ALT	---		56.726			
		4	262	Lucy McKEE		NOT	---		56.992			
		5	80	Zoe CLARKE		ALD	---		1:02.498			
		6	276	Arran MURRAY		NOT	---		1:20.661			
Group 2 R	R	Fin	Nr	500 metre Name	Final	Group 1 Team	County	NT	Time	Pnts	Q	Remark
14	1/1	1	188	Tai BAO		AYR	---		51.795	34		
		2	165	Steve HUMBER		MOH	---		53.191	21		
		3	267	Dante DALILI		ALD	---		55.457	13		
		4	293	Oliver SHERARD-BORNSHIN		ALT	---		55.638	8		
		5	229	David MOSZCZYNSKI		NOT	---		1:06.127	5		
		6	140	Chris MURRAY		NOT	---		1:21.927	3		
		DNF	193	Alfie JOHNSTON		ALD	---					NO FINIS
Group 2 R	R	Fin	Nr	777 metre Name	Semi Final	Group 1 Team	County	NT	Time	Pnts	Q	Remark
20	1/3	1	165	Steve HUMBER		MOH	---		1:26.661			
		2	229	David MOSZCZYNSKI		NOT	---		1:26.871			
		3	4	Hannah GRANT		ALT	---		1:29.071			
		4	117	Hubert MOSZCZYNSKI		NOT	---		1:29.934			
		DNF	198	Katie Anne VARGA		BFD	---					NO FINIS
21	2/3	1	188	Tai BAO		AYR	---		1:25.963			
		2	293	Oliver SHERARD-BORNSHIN		ALT	---		1:27.740			
		3	267	Dante DALILI		ALD	---		1:28.537			
		4	78	Helen SHAW		MOH	---		1:28.648			
		5	220	Tom SMITH		ALD	---		1:28.772			
		6	80	Zoe CLARKE		ALD	---		1:39.152			
22	3/3	1	193	Alfie JOHNSTON		ALD	---		1:25.677			
		2	33	Keith WRIGHT		SHF	---		1:30.664			
		3	262	Lucy McKEE		NOT	---		1:31.808			
		4	151	Ava FLANAGAN		ALT	---		1:34.287			
		5	140	Chris MURRAY		NOT	---		2:07.875			ADV. Penalty
		P	276	Arran MURRAY		NOT	---					
Group 2 R	R	Fin	Nr	777 metre Name	Final	Group 3 Team	County	NT	Time	Pnts	Q	Remark
28	1/1	1	220	Tom SMITH		ALD	---		1:29.837			
		2	276	Arran MURRAY		NOT	---		1:32.889			
		3	198	Katie Anne VARGA		BFD	---		1:33.424			
		4	80	Zoe CLARKE		ALD	---		1:36.549			
Group 2 R	R	Fin	Nr	777 metre Name	Final	Group 2 Team	County	NT	Time	Pnts	Q	Remark
29	1/1	1	267	Dante DALILI		ALD	---		1:26.407	1		
		2	117	Hubert MOSZCZYNSKI		NOT	---		1:26.593			
		3	78	Helen SHAW		MOH	---		1:27.188			
		4	262	Lucy McKEE		NOT	---		1:27.250			
		5	4	Hannah GRANT		ALT	---		1:27.444			
		6	151	Ava FLANAGAN		ALT	---		1:29.253			
Group 2 R	R	Fin	Nr	1000 metre Name	Final	Group 1 Team	County	NT	Time	Pnts	Q	Remark
30	1/1	1	293	Oliver SHERARD-BORNSHIN		ALT	---		1:50.915	34		
		2	229	David MOSZCZYNSKI		NOT	---		1:52.571	21		
		3	140	Chris MURRAY		NOT	---		1:54.686	13		
		4	33	Keith WRIGHT		SHF	---		1:56.480	8		
		5	165	Steve HUMBER		MOH	---		2:05.720	5		
		6	193	Alfie JOHNSTON		ALD	---		2:05.814	3		
		7	188	Tai BAO		AYR	---		2:14.736	2		



Nottingham Open Competition

1st April 2023



Overall Classification Group 2

				FP	CDR			Time
1	293	Oliver SHERARD-BORNSHIN	ALT	42	5	4-1		1:50.915
2	188	Tai BAO	AYR	36	8	1-7		2:14.736
3	229	David MOSZCZYNSKI	NOT	26	7	5-2		1:52.571
4	165	Steve HUMBER	MOH	26	7	2-5		2:05.720
5	140	Chris MURRAY	NOT	16	9	6-3		1:54.686
6	267	Dante DALILI	ALD	14	11	3-8		1:26.407
7	33	Keith WRIGHT	SHF	9	12	8-4		1:56.480
8	193	Alfie JOHNSTON	ALD	5	13	7-6		2:05.814
9	78	Helen SHAW	MOH		19	9-10		1:27.188
10	262	Lucy McKEE	NOT		22	11-11		1:27.250
11	151	Ava FLANAGAN	ALT		23	10-13		1:29.253
12	117	Hubert MOSZCZYNSKI	NOT		24	15-9		1:26.593
13	4	Hannah GRANT	ALT		26	14-12		1:27.444
14	276	Arran MURRAY	NOT		28	13-15		1:32.889
15	80	Zoe CLARKE	ALD		29	12-17		1:36.549
16	220	Tom SMITH	ALD		30	16-14		1:28.772
17	198	Katie Anne VARGA	BFD		33	17-16		1:33.424

Group 1 R	Group 1 R	Fin	Nr	500 metre Name	Semi Final	Group 1 Team	County	NT	Time	Pnts	Q	Remark
7	1/2	1	49	Kyle ROSS-WADDELL		NOT	---			44.732		
		2	37	Willem MURRAY		NOT	---			45.421		
		3	79	Elliot BAKER		NOT	---			46.523		
		4	233	Daniel TROWBRIDGE		ALD	---			49.363		
		5	261	Cohen GRAY BUFFEY		SHF	---			49.477		
8	2/2	1	132	Solomon PREMPEH		ALD	---			45.994		
		2	274	Holly HOYLAND		NOT	---			46.864		
		3	159	Joseph ARMSTRONG		ALD	---			46.992		
		4	129	Albie BARLOW		ALD	---			48.058		
		5	260	Savi GRAY BUFFEY		SHF	---			51.628		

Group 1 R	Group 1 R	Fin	Nr	500 metre Name	Final	Group 2 Team	County	NT	Time	Pnts	Q	Remark
15	1/1	1	159	Joseph ARMSTRONG		ALD	---			47.502	3	
		2	233	Daniel TROWBRIDGE		ALD	---			49.069	2	
		3	129	Albie BARLOW		ALD	---			49.110	1	
		4	261	Cohen GRAY BUFFEY		SHF	---			49.131		
		5	260	Savi GRAY BUFFEY		SHF	---			51.691		

Group 1 R	Group 1 R	Fin	Nr	500 metre Name	Final	Group 1 Team	County	NT	Time	Pnts	Q	Remark
16	1/1	1	49	Kyle ROSS-WADDELL		NOT	---			43.972	34	
		2	132	Solomon PREMPEH		ALD	---			44.730	21	
		3	37	Willem MURRAY		NOT	---			45.297	13	
		4	274	Holly HOYLAND		NOT	---			45.447	8	
		5	79	Elliot BAKER		NOT	---			45.795	5	

Group 1 R	Group 1 R	Fin	Nr	1000 metre Name	Semi Final	Group 1 Team	County	NT	Time	Pnts	Q	Remark
23	1/2	1	132	Solomon PREMPEH		ALD	---			1:42.946		
		2	79	Elliot BAKER		NOT	---			1:43.229		
		3	159	Joseph ARMSTRONG		ALD	---			1:43.283		
		4	261	Cohen GRAY BUFFEY		SHF	---			1:45.248		
		5	233	Daniel TROWBRIDGE		ALD	---			1:47.235		
24	2/2	1	49	Kyle ROSS-WADDELL		NOT	---			1:35.817		
		2	274	Holly HOYLAND		NOT	---			1:36.492		
		3	37	Willem MURRAY		NOT	---			1:37.007		
		4	129	Albie BARLOW		ALD	---			1:37.113		
		5	260	Savi GRAY BUFFEY		SHF	---			1:48.455		



Nottingham Open Competition

1st April 2023



Results

Group 1	Fin	1000 metre	Final	Group 2	NT	Time	Pnts	Q	Remark
R	R	Nr	Name	Team	County				
31	1/1	1	129 Albie BARLOW	ALD	---		1:39.076	2	
		2	233 Daniel TROWBRIDGE	ALD	---		1:40.229	1	
		3	261 Cohen GRAY BUFFEY	SHF	---		1:40.320		
		4	260 Savi GRAY BUFFEY	SHF	---		1:44.827		

Group 1	Fin	1500 metre	Final	Group 1	NT	Time	Pnts	Q	Remark
R	R	Nr	Name	Team	County				
32	1/1	1	49 Kyle ROSS-WADDELL	NOT	---		2:30.795	34	
		2	274 Holly HOYLAND	NOT	---		2:32.469	21	
		3	132 Solomon PREMPEH	ALD	---		2:32.957	13	
		4	79 Elliot BAKER	NOT	---		2:33.619	8	
		5	159 Joseph ARMSTRONG	ALD	---		2:33.626	5	
		6	37 Willem MURRAY	NOT	---		2:35.140	3	

Overall Classification Group 1

				FP	CDR	Time
1	49	Kyle ROSS-WADDELL	NOT	68	2	2:30.795
2	132	Solomon PREMPEH	ALD	34	5	2:32.957
3	274	Holly HOYLAND	NOT	29	6	2:32.469
4	37	Willem MURRAY	NOT	16	9	2:35.140
5	79	Elliot BAKER	NOT	13	9	2:33.619
6	159	Joseph ARMSTRONG	ALD	8	11	2:33.626
7	129	Albie BARLOW	ALD	3	15	1:37.113
8	233	Daniel TROWBRIDGE	ALD	3	15	1:40.229
9	261	Cohen GRAY BUFFEY	SHF		18	1:40.320
10	260	Savi GRAY BUFFEY	SHF		20	1:44.827



Nottingham Open Competition

1st April 2023



Results

Fun Races R	R	Fin	111 metre Nr	Name	Heats	Group 1 Team	County	NT Time	Pnts	Q	Remark
33	1/11	1	126	Logan HOPPER		AYR	---		16.685		
		2	128	Woody WILKINSON		NOT	---		17.755		
		3	206	Thommy WRIGHT		NOT	---		19.250		
		4	228	Andy MORAN		NOT	---		20.087		
34	2/11	1	185	Ronan HEARN		MOH	---		17.137		
		2	197	Elijah RECHEMBEI		ALT	---		18.872		
		DNS	142	Frankie HUMBER		MOH	---				NO START
		DNS	144	Gabriel MICALLEF		NOT	---				NO START
35	3/11	1	232	Isla O'HARA		ALT	---		14.639		
		2	226	Rebecca HARWOOD MONKMAN		SHF	---		14.885		
		3	238	Julian HOPPER		AYR	---		16.437		
		4	195	Tuesday BURRIDGE		ALD	---		16.619		
36	4/11	1	276	Arran MURRAY		NOT	---		15.213		
		2	183	Chanelle WRIGHT		ALD	---		15.649		
		3	14	Peter GREWEL		ALD	---		15.914		
		4	215	Jennifer HULL		AYR	---		16.503		
37	5/11	1	151	Ava FLANAGAN		ALT	---		14.421		
		2	262	Lucy McKEE		NOT	---		14.540		
		3	80	Zoe CLARKE		ALD	---		16.156		
		DNS	198	Katie Anne VARGA		BFD	---				NO START
38	6/11	1	229	David MOSZCZYNSKI		NOT	---		14.270		
		2	293	Oliver SHERARD-BORNSHIN		ALT	---		14.668		
		3	4	Hannah GRANT		ALT	---		14.758		
		4	220	Tom SMITH		ALD	---		15.231		
39	7/11	1	267	Dante DALILI		ALD	---		13.874		
		2	140	Chris MURRAY		NOT	---		14.040		
		3	117	Hubert MOSZCZYNSKI		NOT	---		14.230		
		4	78	Helen SHAW		MOH	---		14.915		
40	8/11	1	193	Alfie JOHNSTON		ALD	---		13.635		
		2	165	Steve HUMBER		MOH	---		14.398		
		3	33	Keith WRIGHT		SHF	---		14.928		
41	9/11	1	261	Cohen GRAY BUFFEY		SHF	---		13.093		
		2	233	Daniel TROWBRIDGE		ALD	---		13.260		
		3	188	Tai BAO		AYR	---		13.755		
		4	260	Savi GRAY BUFFEY		SHF	---		14.185		
42	10/11	1	129	Albie BARLOW		ALD	---		12.698		
		2	79	Elliot BAKER		NOT	---		13.393		
		3	159	Joseph ARMSTRONG		ALD	---		22.293		
43	11/11	1	49	Kyle ROSS-WADDELL		NOT	---		11.675		
		2	132	Solomon PREMPEH		ALD	---		12.025		
		3	37	Willem MURRAY		NOT	---		12.060		
		4	274	Holly HOYLAND		NOT	---		12.637		



Nottingham Open Competition

1st April 2023



Time Classification Fun Races 111

1	49	Kyle ROSS-WADDELL	NOT	---	11.675
2	132	Solomon PREMPEH	ALD	---	12.025
3	37	Willem MURRAY	NOT	---	12.060
4	274	Holly HOYLAND	NOT	---	12.637
5	129	Albie BARLOW	ALD	---	12.698
6	261	Cohen GRAY BUFFEY	SHF	---	13.093
7	233	Daniel TROWBRIDGE	ALD	---	13.260
8	79	Elliot BAKER	NOT	---	13.393
9	193	Alfie JOHNSTON	ALD	---	13.635
10	188	Tai BAO	AYR	---	13.755
11	267	Dante DALILI	ALD	---	13.874
12	140	Chris MURRAY	NOT	---	14.040
13	260	Savi GRAY BUFFEY	SHF	---	14.185
14	117	Hubert MOSZCZYNSKI	NOT	---	14.230
15	229	David MOSZCZYNSKI	NOT	---	14.270
16	165	Steve HUMBER	MOH	---	14.398
17	151	Ava FLANAGAN	ALT	---	14.421
18	262	Lucy McKEE	NOT	---	14.540
19	232	Isla O'HARA	ALT	---	14.639
20	293	Oliver SHERARD-BORNSHIN	ALT	---	14.668
21	4	Hannah GRANT	ALT	---	14.758
22	226	Rebecca HARWOOD MONKMAN	SHF	---	14.885
23	78	Helen SHAW	MOH	---	14.915
24	33	Keith WRIGHT	SHF	---	14.928
25	276	Arran MURRAY	NOT	---	15.213
26	220	Tom SMITH	ALD	---	15.231
27	183	Chanelle WRIGHT	ALD	---	15.649
28	14	Peter GREWEL	ALD	---	15.914
29	80	Zoe CLARKE	ALD	---	16.156
30	238	Julian HOPPER	AYR	---	16.437
31	215	Jennifer HULL	AYR	---	16.503
32	195	Tuesday BURRIDGE	ALD	---	16.619
33	126	Logan HOPPER	AYR	---	16.685
34	185	Ronan HEARN	MOH	---	17.137
35	128	Woody WILKINSON	NOT	---	17.755
36	197	Elijah RECHEMBEI	ALT	---	18.872
37	206	Thommy WRIGHT	NOT	---	19.250
38	228	Andy MORAN	NOT	---	20.087
39	159	Joseph ARMSTRONG	ALD	---	22.293
40	142	Frankie HUMBER	MOH	---	
40	144	Gabriel MICALLEF	NOT	---	
40	198	Katie Anne VARGA	BFD	---	